

RYE RIGGING HARDWARE PRODUCTS

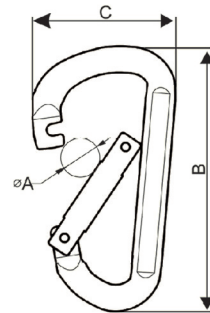


RYE GROUP LIMITED
Committed to Reach your Expectation

Contents

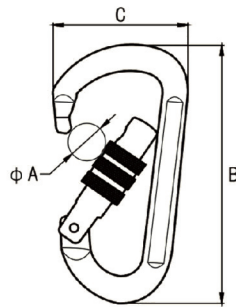
CARABINER SERIES		01
SHACKLE SERIES		02-03
TURNBUCKLE /SCREW JAW SWAGE TERMINAL SERIES		04-07
CLIP/THIMBLE / SWIVEL SERIES		08-10
SNAP HOOK/QUICK LINK SERIES		11-16
EYE NUT/BOLT/STRAP PLATE SERIES		17-21
CASTING HOOK SERIES		22-24
RING/HOOKS/SWIVELING/HAIR PIN LYNCH PINS SERIES		25-33
ALUMINUM SNAP HOOK SERIES		34-36
FORGED HOOK		37
ZINC ALLOY DIE CAST SERIES		38-47
BRONZE CASTING SNAPS AND BUCKLE SERIES		48-54
WIRE ROPE SERIES		55-56

RYE7805A



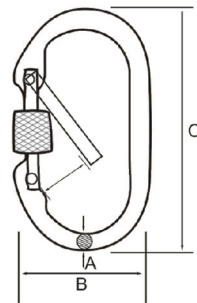
A	B	C
mm	mm	mm
14.6	80	43

RYE7805C



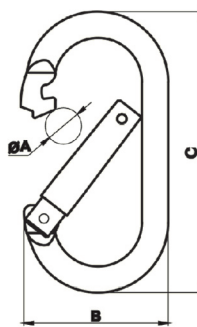
A	B	C
mm	mm	mm
14.6	80	43

RYE0135B



A	B	C
mm	mm	mm
10	55	105

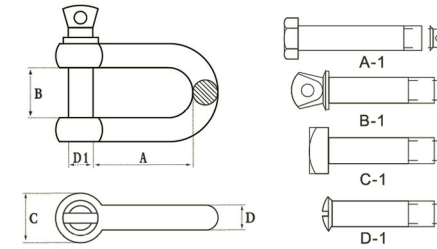
RYE0135



A	B	C
mm	mm	mm
10	54	100

STAINLESS STEEL AISI316
STAINLESS STEEL AISI304

RYE0001

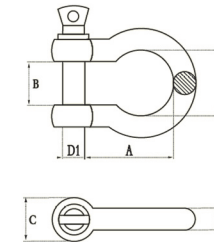


D	A	B	C	D1
mm	mm	mm	mm	mm
4	14	8	8	4
5	17	10	10	5
6	21	12	12	6
8	28	16	16	8
10	35	20	20	10
12	42	24	24	12
14	48	28	28	14
16	56	32	32	16
18	63	36	36	18
20	70	40	40	20
22	77	44	44	22
25	87	50	50	25

EUROPEAN TYPE BOW SHACKLE

STAINLESS STEEL AISI316
STAINLESS STEEL AISI304

RYE0002

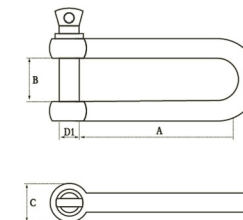


D	A	B	C	D1	F
mm	mm	mm	mm	mm	mm
4	16	8	8	4	12
5	20	10	10	5	15
6	24	12	12	6	18
8	32	16	16	8	24
10	40	20	20	10	30
12	48	24	24	12	36
14	56	28	28	14	42
16	64	32	32	16	48
18	72	36	36	18	54
20	80	40	40	20	60
22	88	44	44	22	66
25	100	50	50	25	75

LONG DEE SHACKLE

STAINLESS STEEL AISI316
STAINLESS STEEL AISI304

RYE0003

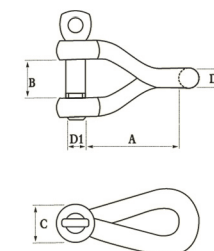


D	A	B	C	D1
mm	mm	mm	mm	mm
4	30	8	8	4
5	37	10	10	5
6	45	12	12	6
8	60	16	16	8
10	75	20	20	10
12	90	24	24	12
14	105	28	28	14
16	120	32	32	16

TWIST SHACKLE

STAINLESS STEEL AISI316
STAINLESS STEEL AISI304

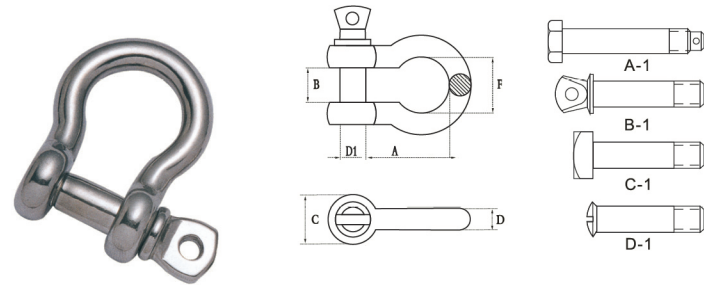
RYE0004



D	A	B	C	D1
mm	mm	mm	mm	mm
4	23	8	8	4
5	28	10	10	5
6	33	12	12	6
8	44	16	16	8
10	55	20	20	10
12	66	25	25	12

US TYPE ANCHOR SHACKLE

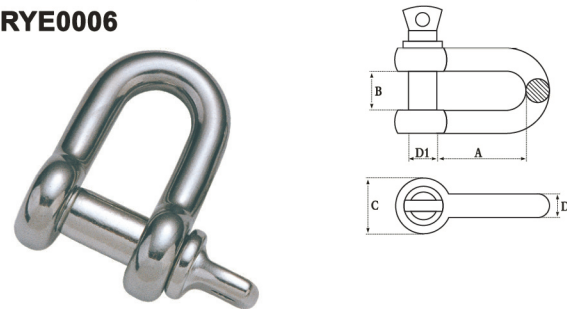
STAINLESS STEEL AISI316
STAINLESS STEEL AISI304
RYE0005



D	A	B	C	D1	F
mm	mm	mm	mm	mm	mm
3/16	22	9.5	14	1/4	15
1/4	28	12	15.5	5/16	20
5/16	31	13	19	3/8	21
3/8	36	16	23	7/16	26
7/16	42	18	27	1/2	29
1/2	48	21	30	5/8	33
5/8	60	27	38	3/4	43
3/4	71	32	46	7/8	51
7/8	84	36	53	1	58
1	95	43	60	1 1/8	68

US TYPE DEE SHACKLE

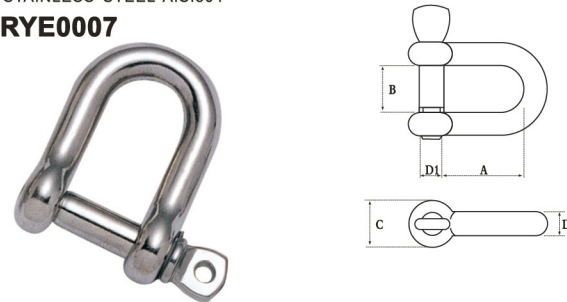
STAINLESS STEEL AISI316
STAINLESS STEEL AISI304
RYE0006



D	A	B	C	D1
mm	mm	mm	mm	mm
3/16		9.5	14.1	1/4
1/4		12	15.5	5/16
5/16		13	19	3/8
3/8		16	23	7/16
7/16	42	18	27	1/2
1/2		21	30	5/8
5/8		27	38	3/4
3/4	71	32	46	7/8
7/8	84	36	53	1
1	95	43	60	1 1/8

JIS TYPE DEE SHACKLE

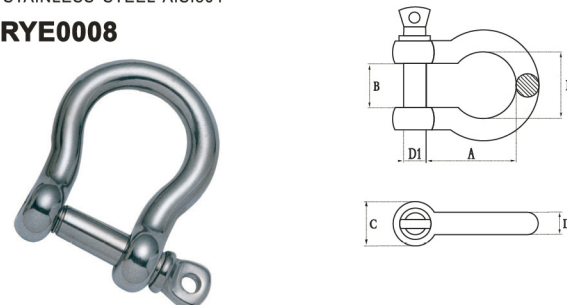
STAINLESS STEEL AISI316
STAINLESS STEEL AISI304
RYE0007



D	A	B	C	D1
mm	mm	mm	mm	mm
4	14	8	8	4
5	18	10	10	5
6	21	12	12	6
8	28	16	16	8
10	35	20	20	10
12	46	26	24	12
16	56	32	32	16
18	63	36	36	18
20	70	40	40	20
22	77	44	44	22
25	88	50	50	25

JIS TYPE BOW SHACKLE

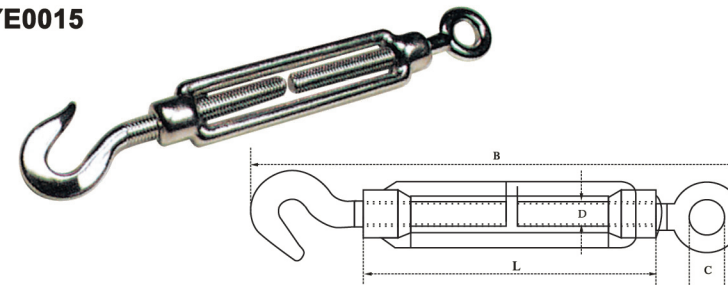
STAINLESS STEEL AISI316
STAINLESS STEEL AISI304
RYE0008



D	A	B	C	D1	F
mm	mm	mm	mm	mm	mm
4	18	8	8	4	14
5	22	10	10	5	17
6	27	13	12	6	21
8	37	16	16	8	28
10	46	19	20	10	35
12	54	25	24	12	42
16	74	32	32	16	56

TURNBUCKLE DIN 1480

STAINLESS STEEL AISI316
STAINLESS STEEL AISI304
STEEL ELECTRIC GALVANIZED
STEEL SELF COLOR
RYE0015

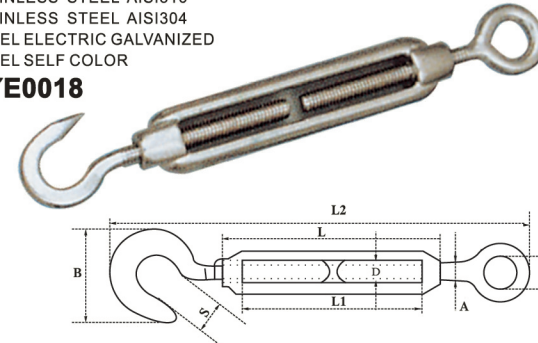


1.HOOK/EYE
2.HOOK/HOOK
3.EYE/EYE.

SIZE(D)	L	B	C
mm	mm	mm	mm
M5	70	120	8
M6	110	172-252	9
M8	110	182-257	10
M10	125	213-298	14
M12	125	238-318	16
M14	140	263-353	18
M16	170	320-430	22
M20	200	367-497	24

TURNBUCKLE EUROPEAN TYPE

STAINLESS STEEL AISI316
STAINLESS STEEL AISI304
STEEL ELECTRIC GALVANIZED
STEEL SELF COLOR
RYE0018




1.HOOK/EYE 2.HOOK/HOOK 3.EYE/EYE

D	L	L1	L2	B	C	S
mm	mm	mm	mm	mm	mm	mm
3/16"(5mm)	70	52	120	13	8	9
1/4"(6mm)	90	78	160	16	10	10
5/16"(8mm)	120	100	200	20	14	11
3/8"(10mm)	150	120	240	28	16	12
1/2"(12mm)	200	168	300	36	18	14
5/8"(16mm)	250	210	390	40	26	16
3/4"(20mm)	300	250	440	50	30	18

TURNBUCKLE EUROPEAN TYPE

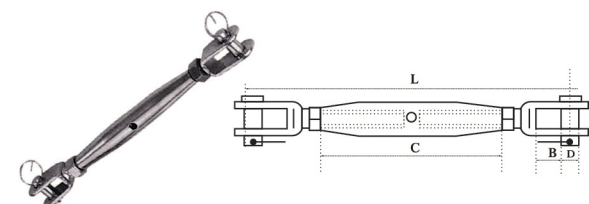
STAINLESS STEEL AISI316
STAINLESS STEEL AISI304
STEEL ELECTRIC GALVANIZED
STEEL SELF COLOR
RYE0019



SIZE(D)	L	L1	A	D1
mm	mm	mm	mm	mm
M5	121	70	6	5.2
M6	145	90	7.5	6.2
M8	180	120	10	8.7
M10	225	150	12	9.7
M12	300	200	14	12.6
M16	380	250	16	16

RIGGING SCREW JAW/JAW

STAINLESS STEEL AISI316
STAINLESS STEEL AISI304
RYE0023

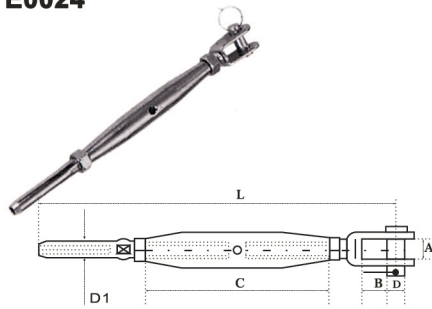


Size	L(Min-Max)	A	B	C	D
mm	mm	mm	mm	mm	mm
M5	130-190mm	7.5	9	80	5
M6	150-220mm	7.5	10	95	5
M8	180-225mm	10	11	105	8
M10	200-300mm	12	13	125	9
M12	270-385mm	14	20	150	12
M14	300-425mm	14	22	165	12
M16	330-480mm	16	26	190	16
M20	360-540mm	20	30	210	20

RIGGING SCREW JAW/SWAGE STUD

STAINLESS STEEL AISI316
STAINLESS STEEL AISI304

RYE0024

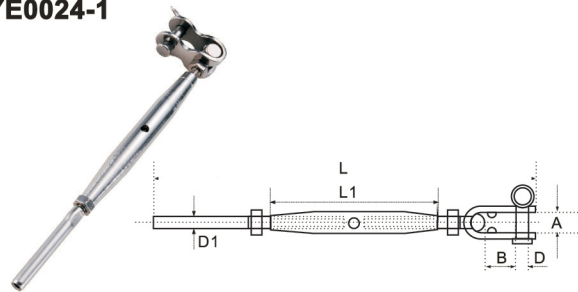


Size	Wire-Φ	L(Min-Max)	A	B	C	D	D1
mm	mm	mm	mm	mm	mm	mm	mm
M5	2.5mm	130-190mm	7.5	10	80	5	5.5
M6	3mm	150-220mm	7.5	10	95	6	6.4
M8	4mm	180-225mm	10	11	105	8	7.5
M10	5mm	200-300mm	12	13	125	9	9
M12	6mm	270-385mm	14	20	150	12	10.7
M14	7mm	300-425mm	14	22	165	12	12.7
M16	8mm	350-475mm	16	26	190	16	16
M20	10mm	390-540mm	20	30	210	20	17.8

TURNBUCKLE WITH TERMINAL/SWIVEL TOGGLE

STAINLESS STEEL AISI 316
STAINLESS STEEL AISI 304

RYE0024-1

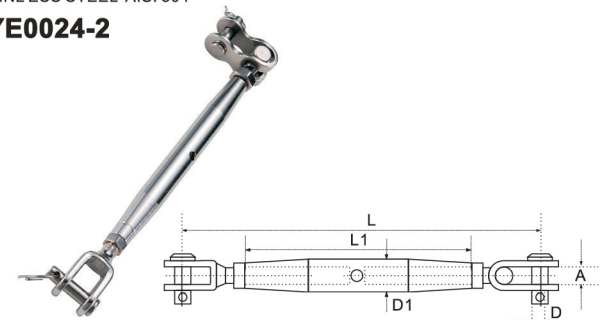


D1	Ø	L1	L	A	D	B
mm	mm	mm	mm	mm	mm	mm
M6	3	95	180	7	6	15
M8	4	105	210	10	8	20
M10	5	125	250	12	9	25
M12	6	150	300	13	12	30
M16	8	190	390	17	16	40
M20	10	210	450	20	19	45

TURNBUCKLE WITH JAW/SWIVEL TOGGLE

STAINLESS STEEL AISI 316
STAINLESS STEEL AISI 304

RYE0024-2

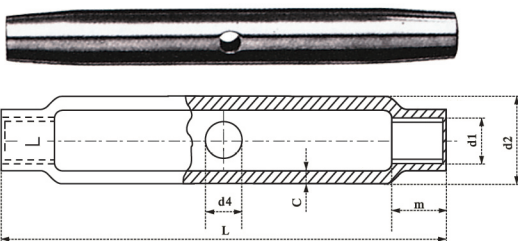


SIZE	D1	D1	L1	A	L	L1
mm	mm	mm	mm	mm	mm	mm
M6	M6	6	95	7	144	90
M8	M8	8	105	10	173	105
M10	M10	9	125	12	207	125
M12	M12	12	150	13	251	150
M16	M16	16	190	17	332	190
M20	M20	19	210	19	375	210

RIGGING SCREW BODY

STAINLESS STEEL AISI316
STAINLESS STEEL AISI304
STEEL ELECTRIC GALVANIZED
STEEL SELF COLOR

RYE0025

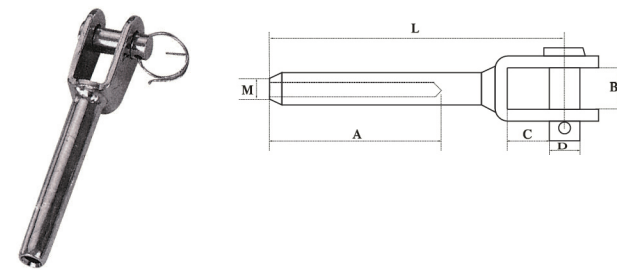


d1	d2	d4	c	L	m
mm	mm	mm	mm	mm	mm
M12	22	10	4.0	125	15
M16	27	10	4.5	170	20
M20	32	12	5.0	210	24
M24	38	12	5.0	255	29
M27	42	14	5.5	255	34
M30	46	16	6.0	255	36
M36	56	16	8.0	295	43
M42	65	20	8.8	330	51
M48	73	20	10.0	355	58
M56	80	25	10.0	355	68
M64	89	25	10.0	425	77
M72	110	30	17.0	425	87
M80	120	30	18.0	440	96

JAW SWAGE TERMINAL

STAINLESS STEEL AISI316
STAINLESS STEEL AISI304

RYE0031

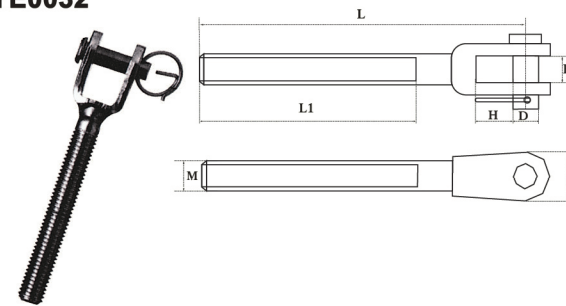


Wire-Φ	L	A	B	C	D
mm	mm	mm	mm	mm	mm
2.5	55	24	7.5	9	5
3	65	32	7.5	10	5
4	77	40	10	11	5
5	88	57	12	13	8
6	106	63	14	20	9
7	116	70	14	22	12
8	145	85	16	26	16
9	150	87	20	30	20
10	150	89	20	30	20

JAW TERMINAL

STAINLESS STEEL AISI316
STAINLESS STEEL AISI304

RYE0032

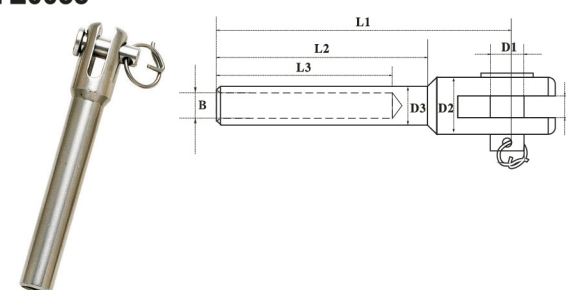


Size	L	L1	H	B	C	D
mm	mm	mm	mm	mm	mm	mm
M5	60.5	41	9	7.5	12	5
M6	72.5	50	10	7.5	14	5
M8	79	55	11	10	17.5	8
M10	96	67	13	12	20	9
M12	118.5	81	20	14	26	12
M14	130	89	22	14	26	12
M16	154	104	26	16	36	16
M20	172	116	30	20	43	20

JAW SWAGE TERMINAL

STAINLESS STEEL AISI316
STAINLESS STEEL AISI304

RYE0033

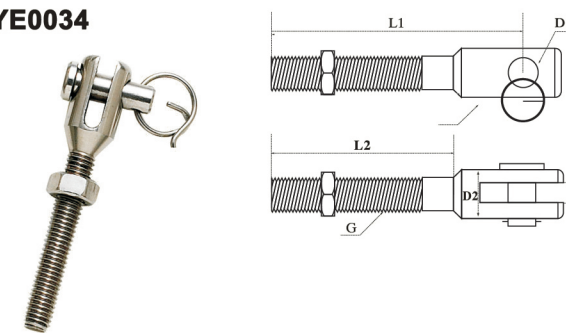


Ø	A	B	D1	D2	D3	L1	L2	L3
mm	mm	mm	mm	mm	mm	mm	mm	mm
3	5.5	3.5	5	11	5.5	41.5	30	25
4	6.5	4.4	5	13	6.35	43.5	31.5	25
5	6.5	5.3	5	13	7.5	51	36	30
6	8.5	6.5	6	16	9.0	67	48.5	40

JAW TERMINAL WITH SCREW

STAINLESS STEEL AISI316
STAINLESS STEEL AISI304

RYE0034

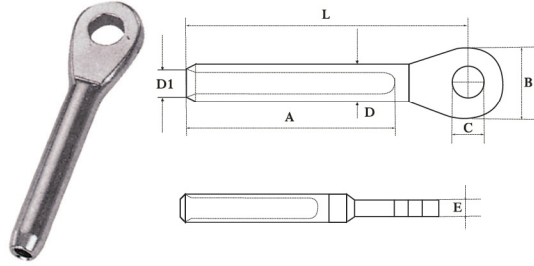


G	A	D1	D2	L1	L2
mm	mm	mm	mm	mm	mm
M5	5.5	5.0	11	42.5	31.0
M6	6.5	5.0	13	48.0	36.0
M8	8.5	8.0	16	60.5	42.0
M10	8.5	9.0	18	71.5	47

EYE SWAGE TERMINAL

STAINLESS STEEL AISI316
STAINLESS STEEL AISI304

RYE0036

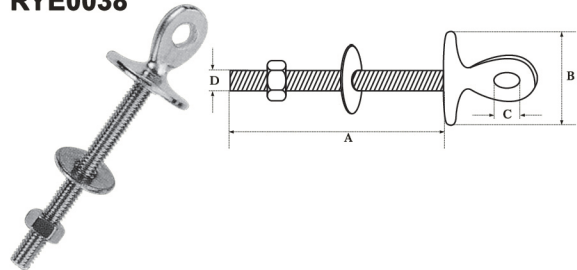


Wire-Φ mm	L mm	A mm	B mm	C mm	D mm	D1 mm	E mm
2.5	44.5	30	13	6.0	5.5	2.8	3
3	57.5	36	13	6.5	6.4	3.5	4
4	65	39	18	8.0	7.5	4.4	5
5	80	50	22	10.0	9	5.3	6
6	94	62	28	12.5	12.7	6.5	8
7	105	68	28	12.7	14	7.5	9
8	124	85	32	14.5	16	8.4	10
10	142	90	36	16.4	17.8	10.5	12

EYE TERMINAL WITH THREAD AND WASHER

STAINLESS STEEL AISI316
STAINLESS STEEL AISI304

RYE0038

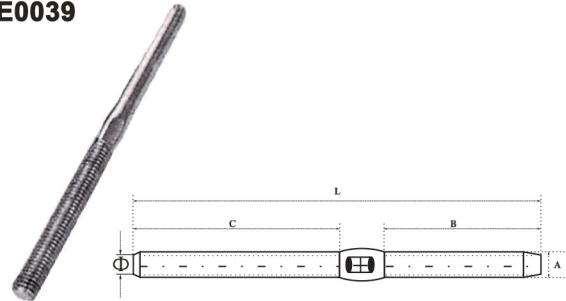


SIZE mm	A mm	B mm	C mm	D mm
M6	45	25	6.5	6
M6	60	25	6.5	6
M8	70	25	8.5	8
M8	80	25	8.5	8

SWAGE STUD

STAINLESS STEEL AISI316
STAINLESS STEEL AISI304

RYE0039

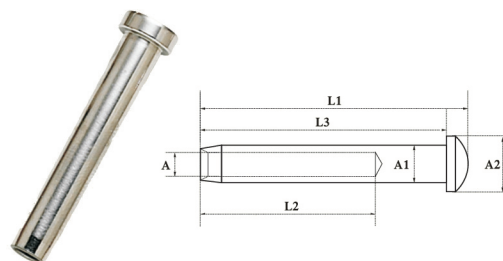


Φ mm	Thread mm	Wire-Φ mm	L mm	A mm	B mm	C mm
2.8	M5	2.5mm	70	5.5	24	38
2.8	M6	2.5mm	72	6.3	24	40
3.5	M6	3mm	80	7.5	32	40
4.4	M6	4mm	95	7.5	40	44
4.4	M8	4mm	102	7.5	40	52
5.3	M8	5mm	120	9.0	57	52
5.3	M10	5mm	130	9.0	57	63
6.5	M10	6mm	136	12.5	63	63
7.5	M12	6mm	142	12.5	63	68
7.5	M12	7mm	148	14.0	70	68
8.4	M14	7mm	160	14.0	70	79
8.4	M14	8mm	165	16.0	76	79
9.5	M16	8mm	175	16.0	76	89
9.5	M16	9mm	190	17.8	89	89
10.5	M20	10mm	230	17.8	89	120

SWAGE DOME HEAD

STAINLESS STEEL AISI316
STAINLESS STEEL AISI304

RYE0040

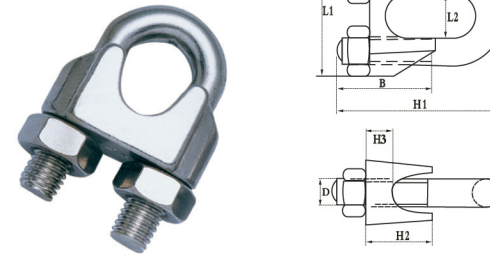


FUNE mm	FUNE POLL. mm	L1 mm	L2 mm	L3 mm	A mm	A1 mm	A2 mm	KG/100 mm
3.0	1/8"	35	25	32	3.5	5.5	8	0.5
4.0	5/32"	35	25	32	4.4	6.35	10.0	0.7
5.0	3/16"	47	30	41	5.3	7.5	11.5	1.0
6.0	1/4"	52	40	47	6.5	9.0	14.0	1.9
8.0	5/16"	66	50	60	8.4	12.58	18.0	5.0
10.0	3/8"	77	60	70	10.5	16.0	22.0	9.2

DIN 741 WIRE ROPE CLIPS

STAINLESS STEEL AISI316
STAINLESS STEEL AISI304
STEEL ELECTRIC GALVANIZED

RYE0041

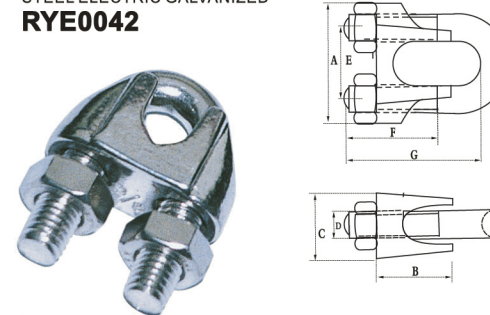


Size mm	D mm	B mm	H1 mm	H2 mm	H3 mm	L1 mm	L2 mm
3mm	M4	12	20	7.5	3.7	17.8	4.8
5mm	M5	13	24	8.2	3.9	22	5.1
6mm	M5	13	28	10.6	5	23.5	7
8mm	M6	20	34	11.7	6	27.4	9.5
10mm	M8	21	42	13	6.3	31.8	10
11mm	M8	24.5	44.5	16	6.5	36.5	12
13mm	M10	30	55	19.5	7.5	42	13
14mm	M10	30	57	23.8	7.7	44	14.5
16mm	M12	33	63.5	26.2	9.5	49.7	17.6
19mm	M12	38	75	31.3	10.8	54.4	22.5
22mm	M12	44	85	34.5	10.8	57.5	22.9
26mm	M14	45	95	35	11	64	27.5

US TYPE WIRE ROPE CLIPS

STAINLESS STEEL AISI316
STAINLESS STEEL AISI304
STEEL ELECTRIC GALVANIZED

RYE0042

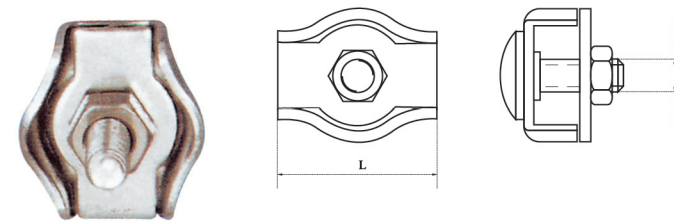


Size(inch) mm	A mm	B mm	C mm	D mm	E mm	F mm	G mm
1/16	13/16	13/12	15/32	3/16	3/8	1/2	23/32
1/8	7/8	7/16	9/16	3/16	7/16	9/16	25/32
3/16	1 1/32	1/2	9/32	1/4	9/16	21/32	15/16
1/4	1 1/4	19/32	23/32	5/16	21/32	25/32	1 1/4
5/16	1 1/8	5/8	25/32	5/16	23/32	7/8	1 1/32
3/8	1 1/32	7/8	7/8	3/8	7/8	1 1/16	1 1/32
7/16	1 1/4	29/32	29/32	3/8	31/32	1 1/16	1 1/32
1/2	1 1/16	29/32	1 1/32	7/16	1 1/16	1 1/8	2 1/8
9/16	2 1/8	1 1/32	1 1/32	1/2	1 1/16	1 1/8	2 1/8
5/8	2 1/4	1 1/32	1 1/8	1/2	1 1/16	1 1/8	2 1/32
3/4	2 1/32	1 1/32	1 1/4	9/16	1 1/8	1 1/32	2 1/16
7/8	2 3/16	1 1/2	1 1/32	5/8	1 1/8	1 1/16	3 1/16
1	3 1/16	1 1/16	1 1/32	5/8	1 1/32	2 1/32	3 1/16

SIMPLEX WIRE ROPE CLIP

STAINLESS STEEL AISI316
STAINLESS STEEL AISI304
STEEL ELECTRIC GALVANIZED

RYE0048

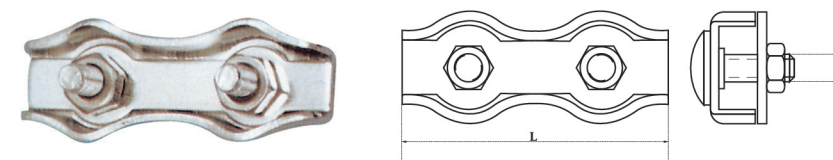


SIZE mm	L mm	D mm
2		M4
3	20	M4
4	21.5	M5
5	26	M6
6	30	M6
8	36	M8
10	42	M10

DUPLEX WIRE ROPE CLIP

STAINLESS STEEL AISI316
STAINLESS STEEL AISI304
STEEL ELECTRIC GALVANIZED

RYE0049

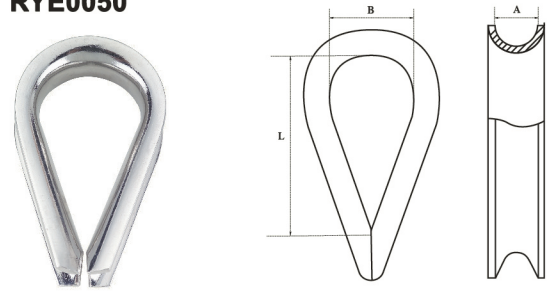


SIZE mm	L mm	D mm
2	37	M4
3	40	M4
4	43	M5
5	52	M6
6	60	M6
8	72	M8
10	84	M10

THIMBLE DIN 6899A

STAINLESS STEEL AISI316
STAINLESS STEEL AISI304
STEEL ELECTRIC GALVANIZED

RYE0050



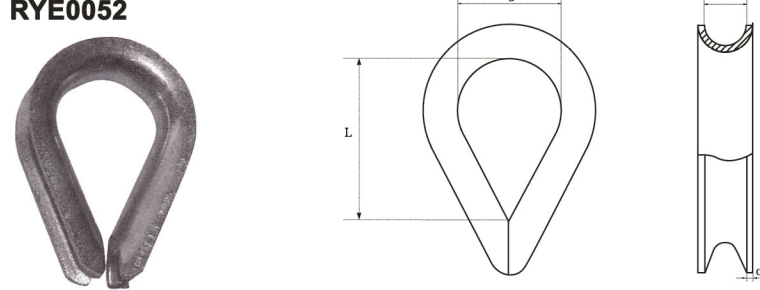
Seil-∅ mm	A mm	B mm	L mm
2.5	3.0	10	21.5
3.0	3.5	11	23.5
3.5	4.0	12	26.5
4.0	5.0	13	28.5
5.0	6.0	14	30.0
6.0	7.0	15	33.0
7.0	8.0	16	35.0
8.0	9.0	18	39.0
9.0	10.0	20	43.0

Seil-∅ mm	A mm	B mm	L mm
10.0	11.0	22	47.5
11.0	12.0	24	51.5
12.0	13.0	26	56.5
13.0	14.0	28	61.0
15.0	16.0	32	69.5
16.0	18.0	35	78.0
18.0	20.0	40	86.5
20.0	22.0	44	95.0
24/26	26.0	48	105.0

U.S THIMBLE G-411

STAINLESS STEEL AISI316
STAINLESS STEEL AISI304
STEEL ELECTRIC GALVANIZED

RYE0052

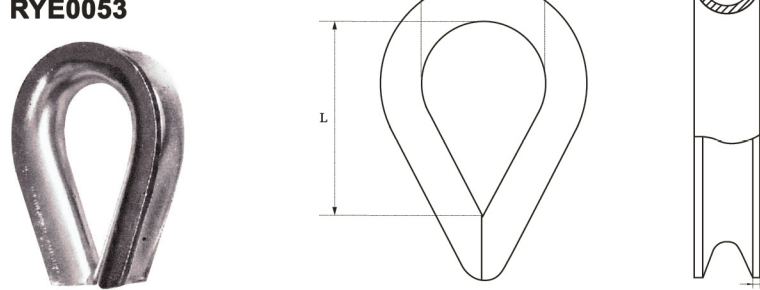


Seil-∅ mm	A mm	B mm	C mm	L mm
1/8"	4	17	1.2	33
3/16"	5	17.5	1.2	33
1/4"	7	18	1.2	33
5/16"	8.6	20.5	1.2	38
3/8"	10.4	24	1.5	42
1/2"	13.5	29	2	48
5/8"	16.8	35	3	57
3/4"	19.8	41	3.5	64
7/8"	23.8	48	4	89
1"	27	64	4	108
1 1/8-1 1/4"	33	70	5.5	115

U.S THIMBLES G-414

STAINLESS STEEL AISI316
STAINLESS STEEL AISI304
STEEL ELECTRIC GALVANIZED

RYE0053

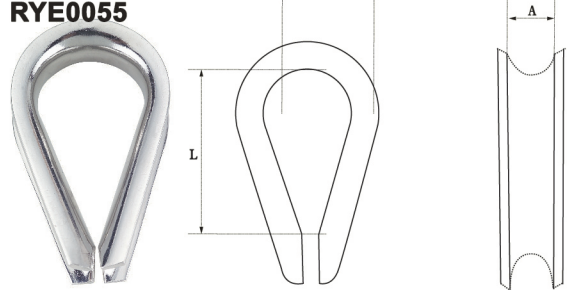


Seil-∅ mm	A mm	B mm	C mm	L mm
1/4"	7	22	1.5	41
5/16"	8.6	27	2	48
3/8"	10.4	29	3	54
7/16"	12	32	3	61
1/2"	13.5	38	3.5	70
9/16"	15	38	3.5	72
5/8"	16.8	44	4	82
3/4"	19.8	51	5.5	95
7/8"	24	57	5.5	108
1"	27	64	6	114
1 1/8-1 1/4"	33	73	6	130

THIMBLES EUROPEAN COMMERCIAL

STAINLESS STEEL AISI316
STAINLESS STEEL AISI304
STEEL ELECTRIC GALVANIZED

RYE0055



SIZE mm	A mm	B mm	L mm
4	4	11	16
5	5	16	22
6	6	19	26
7	7	22	32
8	8	24	34
9	9	29	38
10	10	32	42
11	11	35	48

SIZE	A	B	L
12	12	38	51
14	14	40	57
16	16	42	60
18	18	45	67
20	20	51	76
22	22	54	83
24	24	64	88
26	26	68	102
28	28	73	110

TUBE THIMBLES

STAINLESS STEEL AISI316
STAINLESS STEEL AISI304

RYE0056

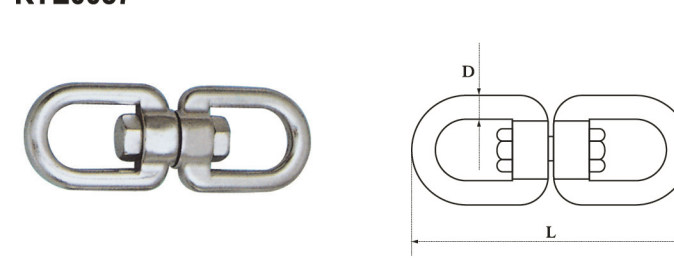


For rope dia mm	A mm	B mm	C mm	D mm
10	12	90	23	4
12	15	105	27	5
14	17	115	27	4
16	19	120	32	5
18	22	140	35	5
22	25	180	45	6
25	30	195	47	7
32	35	215	60	7
38	45	260	70	7

EUROPEAN SWIVEL EYE AND EYE

STAINLESS STEEL AISI316
STAINLESS STEEL AISI304

RYE0057

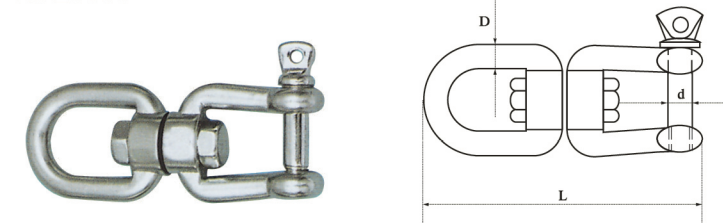


SIZE mm	D mm	L mm
5	5	59
6	6	65
8	8	90
10	10	115
13	13	152
16	16	188
19	19	229

EUROPEAN SWIVEL EYE AND JAW

STAINLESS STEEL AISI316
STAINLESS STEEL AISI304

RYE0058

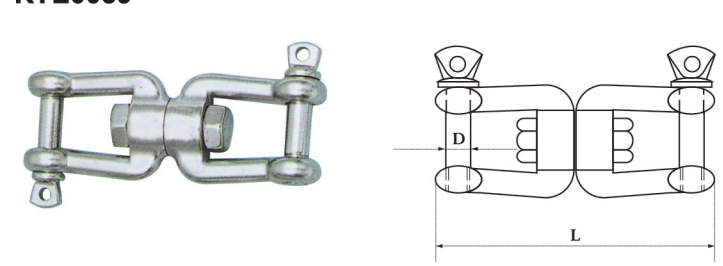


SIZE mm	D mm	d mm	L mm
5	5	5	59
6	6	6	66
8	8	8	94
10	10	10	118
13	13	13	152
16	16	16	188
19	19	19	229

EUROPEAN SWIVEL JAW AND JAW

STAINLESS STEEL AISI316
STAINLESS STEEL AISI304

RYE0059

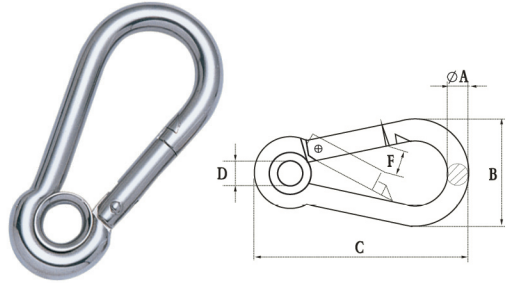


SIZE mm	D mm	L mm
5	5	59
6	6	66
8	8	94
10	10	118
13	13	152
16	16	188
19	19	229

SNAP HOOK WITH EYELET DIN5299 FORM A

STAINLESS STEEL AISI316
STAINLESS STEEL AISI304
STEEL ELECTRIC GALVANIZED

RYE0063

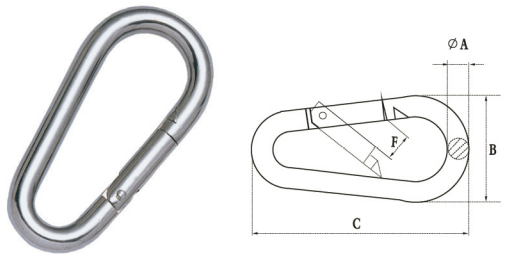


SIZE	Ø A	B	C	D	F	W.L.L.
mm	mm	mm	mm	mm	mm	LBS
4X40	4	20	40	5	7	80
5X50	5	25	50	5	7	100
6X60	6	30	60	5	8	140
7X70	7	35	70	7	8	200
8X80	8	40	80	10	9	250
9X90	9	45	90	10	10	280
10X100	10	50	100	13	11	400
11X120	11	57	120	13	16	500
12X140	12	67	140	15	19	600
13X160	13	74	160	17	25	700
14X180	14	86	180	17	35	900

EGG TYPE SNAP HOOK DIN5299 FORM B

STAINLESS STEEL AISI316
STAINLESS STEEL AISI304
STEEL ELECTRIC GALVANIZED

RYE0064

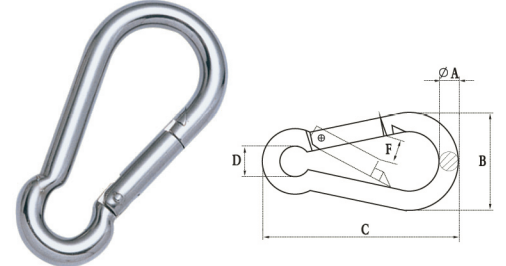


SIZE	Ø A	B	C	F	W.L.L.
mm	mm	mm	mm	mm	LBS
5X50	5	25	50	7	100
6X60	6	30	60	8	140
7X70	7	35	70	8	200
8X80	8	40	80	9	250
9X90	9	45	90	10	280
10X100	10	50	100	11	400
11X120	11	57	120	16	500
12X140	12	67	140	19	600

SNAP HOOK DIN5299 FORM C

STAINLESS STEEL AISI316
STAINLESS STEEL AISI304
STEEL ELECTRIC GALVANIZED

RYE0065

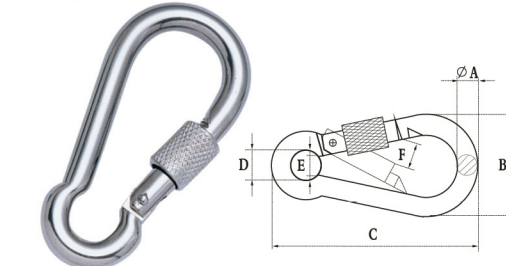


SIZE	Ø A	B	C	D	F	W.L.L.
mm	mm	mm	mm	mm	mm	LBS
4X40	4	20	40	7	7	80
5X50	5	25	50	8	7	100
6X60	6	30	60	9	8	140
7X70	7	35	70	10	8	200
8X80	8	40	80	12	9	250
9X90	9	45	90	12	10	280
10X100	10	50	100	15	11	400
11X120	11	57	120	18	16	500
12X140	12	67	140	20	19	600
13X160	13	74	160	22	25	700
14X180	14	86	180	22	35	900

SNAP HOOK WITH SCREW DIN5299 FORM D

STAINLESS STEEL AISI316
STAINLESS STEEL AISI304
STEEL ELECTRIC GALVANIZED

RYE0066

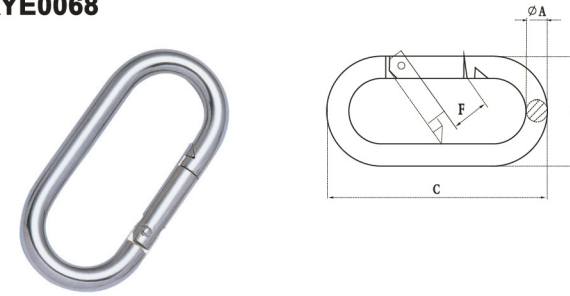


SIZE	Ø A	B	C	D	F	W.L.L.
mm	mm	mm	mm	mm	mm	LBS
4X40	4	20	40	7	7	80
5X50	5	25	50	8	7	100
6X60	6	30	60	9	8	140
7X70	7	35	70	10	8	200
8X80	8	40	80	12	9	250
9X90	9	45	90	12	10	280
10X100	10	50	100	15	11	400
11X120	11	57	120	18	16	500
12X140	12	67	140	20	19	600
13X160	13	74	160	22	25	700
14X180	14	86	180	22	35	900

STRAIGHT SNAP HOOK

STAINLESS STEEL AISI316
STAINLESS STEEL AISI304
STEEL ELECTRIC GALVANIZED

RYE0068




SIZE	Ø A	B	C	F	W.L.L.
mm	mm	mm	mm	mm	LBS
5X50	5	25	50	9	100
6X60	6	30	60	11	140
8X80	8	40	80	13	250
10X100	10	50	100	16	400
11X120	11	58	120	21	500

STRAIGHT SNAP HOOK WITH SCREW

STAINLESS STEEL AISI316
STAINLESS STEEL AISI304
STEEL ELECTRIC GALVANIZED

RYE0069




SIZE	Ø A	B	C	F	W.L.L.
mm	mm	mm	mm	mm	LBS
5X50	5	25	50	9	100
6X60	6	30	60	11	140
8X80	8	40	80	13	250
10X100	10	50	100	16	400
11X120	11	58	120	21	500

LONG STRAIGHT SNAP HOOK

STAINLESS STEEL AISI316
STAINLESS STEEL AISI304
STEEL ELECTRIC GALVANIZED

RYE0070

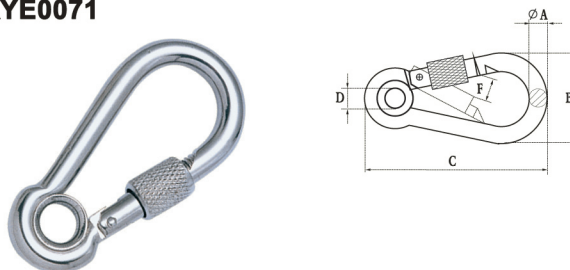


SIZE	Ø A	B	C	F	W.L.L.
mm	mm	mm	mm	mm	LBS
5X67	5	25	67	9	100
6X80	6	30	80	10	140
8X95	8	40	95	12	250

SNAP HOOK WITH EYELET AND SCREW

STAINLESS STEEL AISI316
STAINLESS STEEL AISI304
STEEL ELECTRIC GALVANIZED

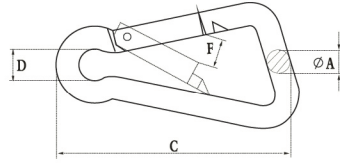
RYE0071



SIZE	Ø A	B	C	D	F	W.L.L.
mm	mm	mm	mm	mm	mm	LBS
5X50	5	25	50	5	7	100
6X60	6	30	60	5	8	140
7X70	7	35	70	7	8	200
8X80	8	40	80	10	9	250
9X90	9	45	90	10	10	280
10X100	10	50	100	13	11	400
11X120	11	57	120	13	16	500
12X140	12	67	140	15	19	600
13X160	13	74	160	17	25	700
14X180	14	86	180	17	35	900

OBLIQUE ANGLE SNAP HOOK

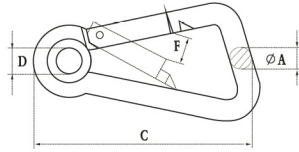
STAINLESS STEEL AISI316
STAINLESS STEEL AISI304
STEEL ELECTRIC GALVANIZED
RYE0072



SIZE	Ø A	C	D	F	W.L.L.
mm	mm	mm	mm	mm	LBS
5X50	5	50	8	9	100
6X60	6	60	9	10	140
8X80	8	80	12	13	250
10X100	10	100	15	18	400
11X120	11	120	15	24	500

OBLIQUE ANGLE SNAP HOOK WITH EYELET

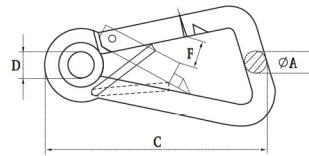
STAINLESS STEEL AISI316
STAINLESS STEEL AISI304
STEEL ELECTRIC GALVANIZED
RYE0073



SIZE	Ø A	C	D	F	W.L.L.
mm	mm	mm	mm	mm	LBS
5X50	5	50	5	9	100
6X60	6	60	5	10	140
8X80	8	80	10	13	250
10X100	10	100	13	18	400
11X120	11	120	13	24	500

OBLIQUE ANGLE SNAP HOOK WITH EYELET AND SPRING PIN

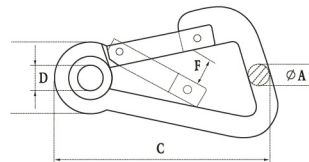
STAINLESS STEEL AISI316
STAINLESS STEEL AISI304
STEEL ELECTRIC GALVANIZED
RYE0074



SIZE	Ø A	C	D	F	W.L.L.
mm	mm	mm	mm	mm	LBS
5X50	5	50	5	9	100
6X60	6	60	5	10	140
8X80	8	80	10	13	250
10X100	10	100	13	18	400
11X120	11	120	13	24	500

OBLIQUE ANGLE SNAP HOOK WITH EYELET AND RIVETS AT BOTH END

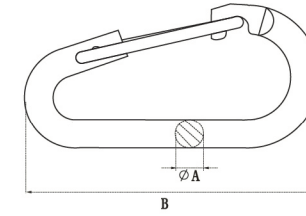
STAINLESS STEEL AISI316
STAINLESS STEEL AISI304
STEEL ELECTRIC GALVANIZED
RYE0075



SIZE	Ø A	C	D	F	W.L.L.
mm	mm	mm	mm	mm	LBS
10x90	10	90	13	13	400

SIMPLE SNAP HOOK

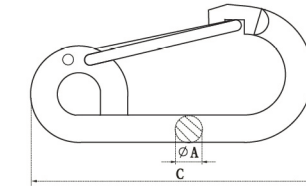
STAINLESS STEEL AISI316
STAINLESS STEEL AISI304
STEEL ELECTRIC GALVANIZED
RYE0076



SIZE	Ø A	B
mm	mm	mm
6X60	6	60
8X80	8	80

SPRING HOOK

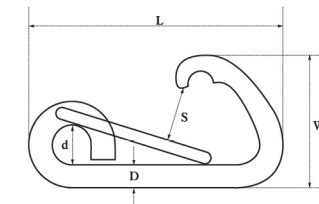
STAINLESS STEEL AISI316
STAINLESS STEEL AISI304
STEEL ELECTRIC GALVANIZED
RYE0077



SIZE	Ø A	C
mm	mm	mm
6X60	6	60
8X80	8	80

DELTA SIMPLE SNAP HOOK

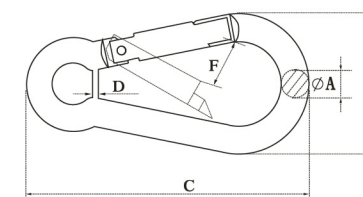
STAINLESS STEEL AISI316
STAINLESS STEEL AISI304
STEEL ELECTRIC GALVANIZED
RYE0078



D	L	W	S	d
mm	mm	mm	mm	mm
6	61	35	11	9
8	81	46	18	11
10	102	58	22	15
12	120	70	26	18

SNAP HOOK WITH BAR

STAINLESS STEEL AISI316
STAINLESS STEEL AISI304
RYE0078-5

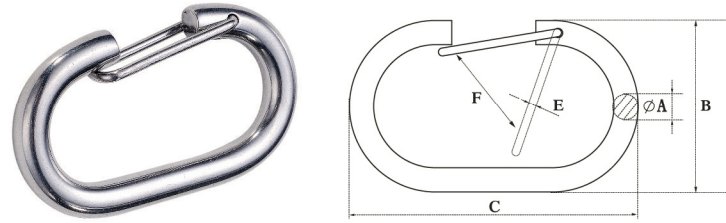


SIZE	Ø A	B	C	D	F
mm	mm	mm	mm	mm	mm
13X160	13	80	160	3	33

422. SNAP HOOK

STAINLESS STEEL AISI316
STAINLESS STEEL AISI304

RYE0078-7

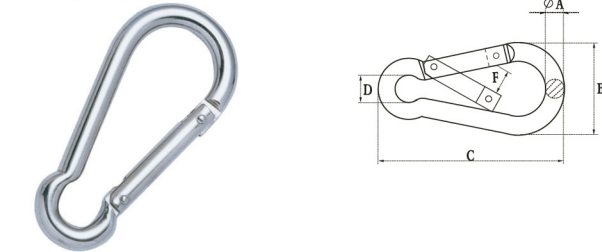


SIZE	ø A	B	C	E	F
mm	mm	mm	mm	mm	mm
422-4	4	17	40	1.6	6
422-5	5	15	50	2.0	8
422-6	6	35	60	2.5	12
422-8	8	40	70	2.5	14
422-10	10	45	80	3.2	15

SNAP HOOK WITH TWO RIVETS

STAINLESS STEEL AISI316
STAINLESS STEEL AISI304
STEEL ELECTRIC GALVANIZED

RYE0079

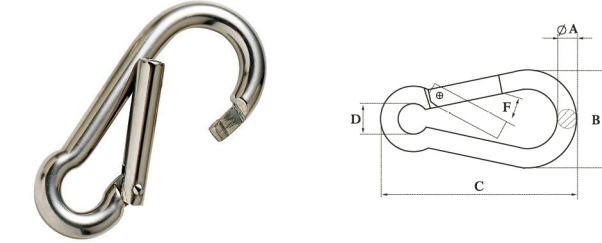


SIZE	ø A	B	C	D	F	W.L.L
mm	mm	mm	mm	mm	mm	LBS
5X50	5	25	50	8	7	100
6X60	6	30	60	9	8	140
7X70	7	35	70	10	8	200
8X80	8	40	80	12	9	250
9X90	9	45	90	12	10	280
10X100	10	50	100	15	11	400
11X120	11	57	120	18	16	500
12x140	12	67	140	20	19	600

SNAP HOOK

STAINLESS STEEL AISI316
STAINLESS STEEL AISI304
STEEL ELECTRIC GALVANIZED

RYE0081

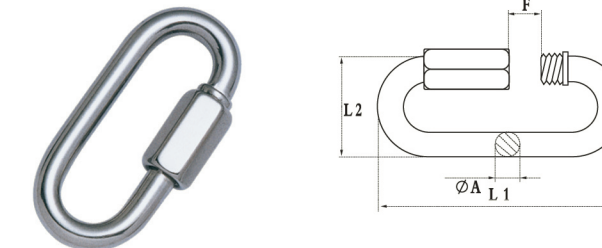


SIZE	ø A	B	C	D	F
mm	mm	mm	mm	mm	mm
5X50	5	25	50	8	7
6X60	6	30	60	9	8
7X70	7	35	70	10	8
8X80	8	40	80	12	9
9X90	9	45	90	12	10
10X100	10	50	100	15	11
11X120	11	57	120	18	16
12x140	12	67	140	20	19

QUICK LINK

STAINLESS STEEL AISI316
STAINLESS STEEL AISI304
STEEL ELECTRIC GALVANIZED

RYE0082

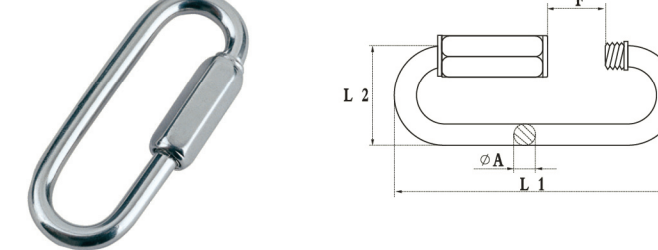


SIZE	ø A	L1	L2	F	W.L.L
mm	mm	mm	mm	mm	LBS
3.5	3.5	36.5	17	5	175
4	4	40	19.5	5.5	500
5	5	49	23	6.5	650
6	6	58	26.5	7.5	875
7	7	65	30.5	8.5	1200
8	8	75	33.5	10.5	1525
9	9	82	35	11.5	1975
10	10	90	40.5	12.5	2300
12	12	107	47.5	14.5	2500
14	14	125	54.5	17	2800

WIDE JAW QUICK LINK

STAINLESS STEEL AISI316
STAINLESS STEEL AISI304
STEEL ELECTRIC GALVANIZED

RYE0083

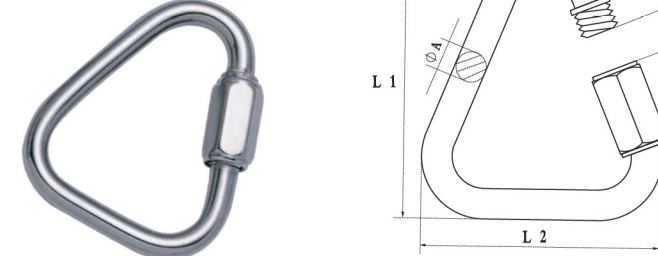


SIZE	ø A	L1	L2	F	W.L.L
mm	mm	mm	mm	mm	LBS
3.5	3.5	47	17	10	175
5	5	62	23	14	650
6	6	72	26.5	16	875
8	8	90	33.5	18	1525
10	10	105	40.5	20	2300
12	12	122	47.5	23	2500

DELTA SHAPED QUICK LINK

STAINLESS STEEL AISI316
STAINLESS STEEL AISI304
STEEL ELECTRIC GALVANIZED

RYE0084

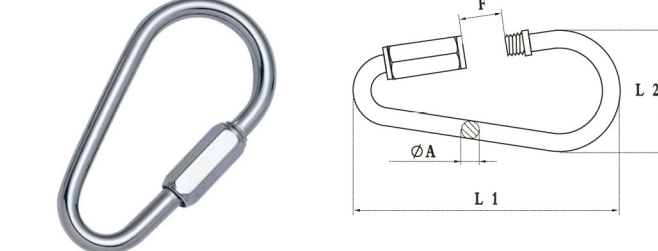


SIZE	ø A	L1	L2	F	W.L.L
mm	mm	mm	mm	mm	LBS
3.5	3.5	37	31	5	120
5	5	47	40	6	450
6	6	56	47	7.5	600
8	8	73	56	10	1100
10	10	87	66	12	1500
12	12	104	75	15	1650
14	14	122	86	19	1900

PEAR SHAPED QUICK LINK

STAINLESS STEEL AISI316
STAINLESS STEEL AISI304
STEEL ELECTRIC GALVANIZED

RYE0085




øA	L1	L2	F	W.L.L
mm	mm	mm	mm	LBS
3.5	52	27	9.5	120
4	60	32	11	350
5	70	37	12	450
6	81	42.8	14	600
8	100	50.8	17	1100
9	108	57	19	1300
10	117.5	63.5	20.5	1500
12	141	76	23	1650

CARABINE TYPE QUICK LINK

STAINLESS STEEL AISI316
STAINLESS STEEL AISI304
STEEL ELECTRIC GALVANIZED

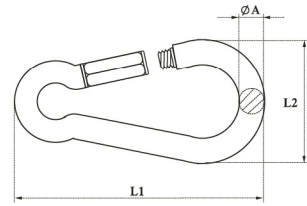
RYE0086



SIZE	ø A	L1	L2
mm	mm	mm	mm
6	6	80	32
8	8	100	46

CARABINE TYPE QUICK LINK WITH THIMBLE

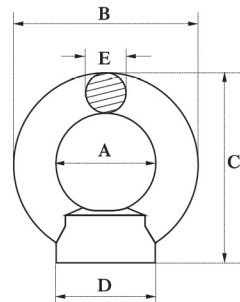
STAINLESS STEEL AISI316
STAINLESS STEEL AISI304
STEEL ELECTRIC GALVANIZED
RYE0087



SIZE mm	ØA mm	L1 mm	L2 mm
6	6	80	32
8	8	100	46

DIN 582 EYE NUT

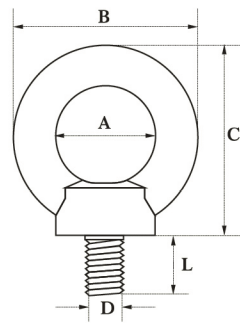
STAINLESS STEEL AISI316
STAINLESS STEEL AISI304
STEEL ELECTRIC GALVANIZED
RYE0089



D mm	A mm	B mm	C mm	E mm
6	20	36	36	8
8	20	36	36	8
10	25	45	45	10
12	30	54	53	12
14	30	54	53	12
16	35	63	62	14
18	35	63	62	14
20	40	72	71	16
24	50	90	90	20
30	60	108	109	24
36	70	126	128	18

DIN 580 EYE BOLT

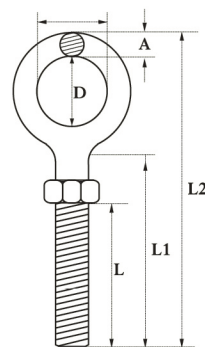
STAINLESS STEEL AISI316
STAINLESS STEEL AISI304
STEEL ELECTRIC GALVANIZED
RYE0090



D mm	A mm	B mm	C mm	L mm
6	20	36	36	13
8	20	36	36	13
10	25	45	45	17
12	30	54	53	20
14	30	54	53	20
16	35	63	62	27
18	35	63	62	27
20	40	72	71	30
24	50	90	90	36
30	60	108	109	45
36	70	126	128	54

EYE BOLT WITH NUT

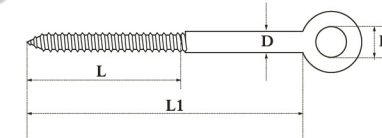

STAINLESS STEEL AISI316
STAINLESS STEEL AISI304
STEEL ELECTRIC GALVANIZED
RYE0091



A mm	D mm	L mm	L1 mm	L2 mm
6	13	35	40	64
6	13	55	60	104
6	13	75	80	104
6	13	95	100	124
8	17	55	60	92
8	17	75	80	112
8	17	95	100	132
8	17	125	130	162
10	21	75	80	119
10	21	95	100	139
10	21	115	120	159
10	21	145	150	189
12	25	95	100	146
12	25	145	150	196

LAG SCREW EYE

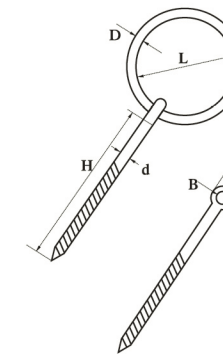
STAINLESS STEEL AISI316
STAINLESS STEEL AISI304
RYE0091-1



D mm	D2 mm	L mm	L1 mm
4	4.2	30	45
6	6.3	32	55
8	8.4	40	60
10	10.5	55	80
12	12.5	65	105

ROUND RING W/SCREW

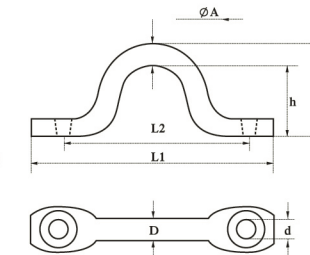
STAINLESS STEEL AISI316
STAINLESS STEEL AISI304
RYE0092



D mm	L mm	H mm	d mm	A mm	B mm
3	25	45	4	9	4
5	30	55	6	12	6
7	50	56	8	17	9

WIRE EYE STRAP

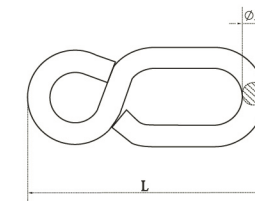
STAINLESS STEEL AISI316
STAINLESS STEEL AISI304
RYE0094



D mm	L1 mm	L2 mm	H mm	h mm	d mm
4	40	32	16	11	3.2
5	50	40	16	13	4.2
6	57	44	22	16	5.2
8	63	47	25	17	5.2

ROPE SHORTENING WITHOUT TONGUE ZIND PLATED

STAINLESS STEEL AISI316
STAINLESS STEEL AISI304
STEEL ELECTRIC GALVANIZED
RYE0122

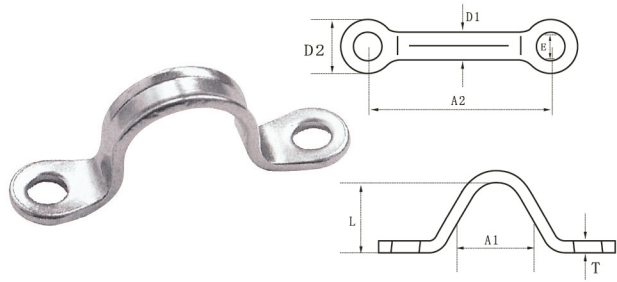


SIZE mm	ØA mm	L mm
5X60	5	60
6X60	6	60
6X70	6	70
7X75	7	75
8X70	8	70
8X80	8	80
9X90	9	90
10X100	10	100

STAMPED EYE STRAP

STAINLESS STEEL AISI316
STAINLESS STEEL AISI304

RYE0095

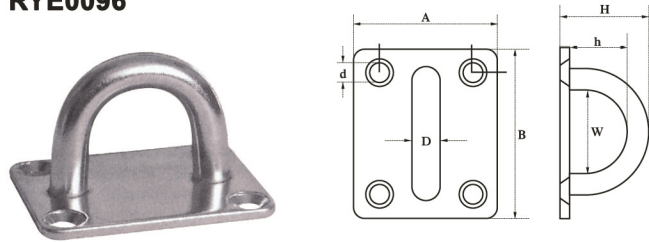


T	E	D2	A2	A1	L	D1
mm	mm	mm	mm	mm	mm	mm
1.5	4.2	9	28	11	12	5
2	5.0	11	34	15	14	6
2	5.3	12	44	20	19	7
2	5.3	12	63	28	28	7
3	6.4	14	67	32	33	8

SQUARE EYE PLATE

STAINLESS STEEL AISI316
STAINLESS STEEL AISI304

RYE0096

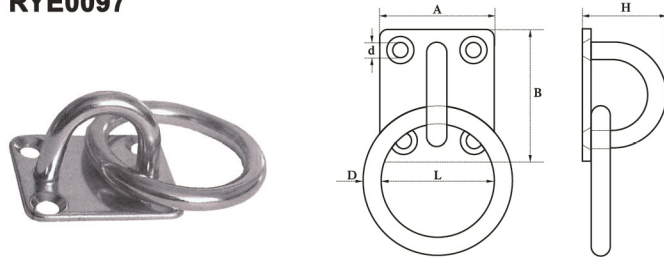


D	A	B	H	h	w	d
mm	mm	mm	mm	mm	mm	mm
5	30	35	19	12	14	4.2
6	35	40	26	17	18	5.2
8	40	50	33	22	20	5.2

SQUARE EYE PLATE WITH RING

STAINLESS STEEL AISI316
STAINLESS STEEL AISI304

RYE0097

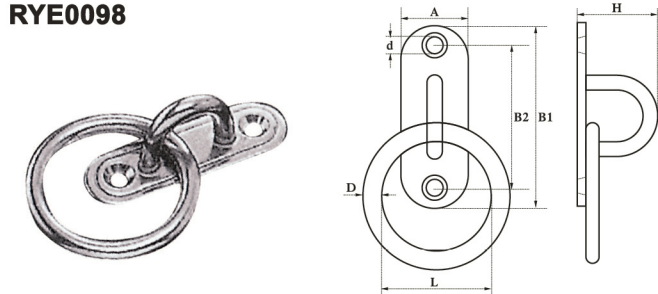


D	A	B	H	d	L
mm	mm	mm	mm	mm	mm
5	30	35	19	4.2	30
6	35	40	26	5.2	40
8	40	50	33	5.2	50

OVAL EYE PLATE WITH RING

STAINLESS STEEL AISI316
STAINLESS STEEL AISI304

RYE0098

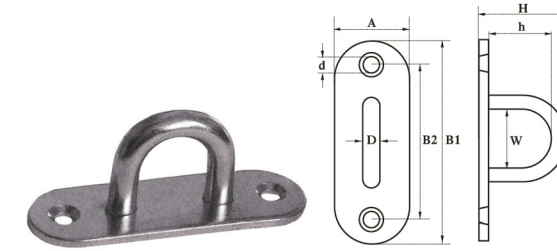


D	A	B1	B2	H	d	L
mm	mm	mm	mm	mm	mm	mm
5	15	45	35.5	20	12	30
6	20	60	46	25	17	40
8	26	80	60	32	21	50
9	32	100	73	38	26	60

OVAL EYE PLATE

STAINLESS STEEL AISI316
STAINLESS STEEL AISI304

RYE0099

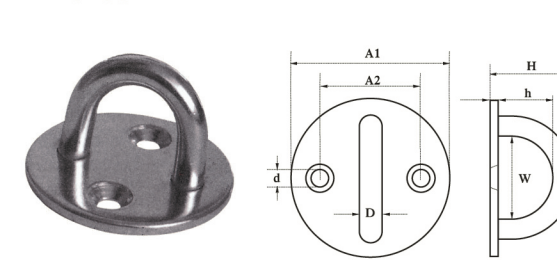


D	A	B1	B2	H	h	W	d
mm	mm	mm	mm	mm	mm	mm	mm
5	15	45	35.5	20	12	14	4.2
6	20	60	46	25	17	18	5.2
8	26	80	60	32	21	20	5.2
9	32	100	73	38	26	22	6.5

ROUND EYE PLATE

STAINLESS STEEL AISI316
STAINLESS STEEL AISI304

RYE0100

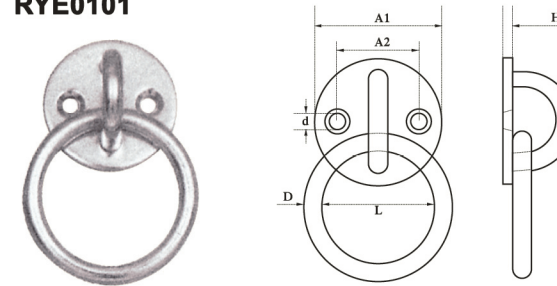


D	A1	A2	H	H1	W	D1
mm	mm	mm	mm	mm	mm	mm
5	33	20	20	12	12	4.2
6	40	23	26	17	17	4.2
8	50	30	32	21	20	5.2

ROUND EYE PLATE WITH RING

STAINLESS STEEL AISI316
STAINLESS STEEL AISI304

RYE0101

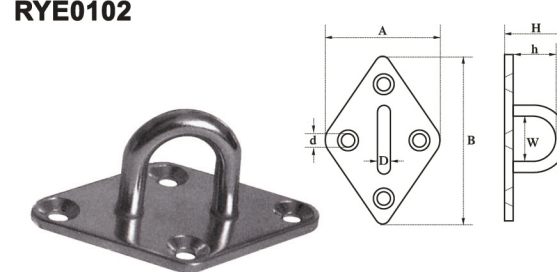


D	A1	A2	H	d	L
mm	mm	mm	mm	mm	mm
5	33	20	20	4.2	30
6	40	23	26	4.2	40
8	50	30	32	5.2	50

DIAMOND EYE PLATE

STAINLESS STEEL AISI316
STAINLESS STEEL AISI304

RYE0102

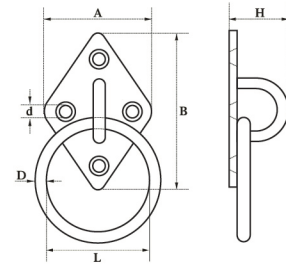


D	A	B	H	h	w	d
mm	mm	mm	mm	mm	mm	mm
5	37	59	22	12	11	4.2
6	50	64	26	15	15	4.2
8	60	80	33	20	18	5.2

DIAMOND EYE PLATE WITH RING

STAINLESS STEEL AISI316
STAINLESS STEEL AISI304

RYE0103

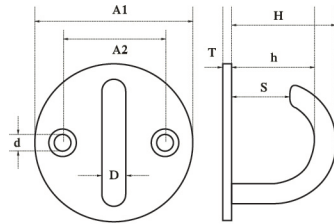


D	A	B	H	d	L
mm	mm	mm	mm	mm	mm
5	37	59	22	4.2	30
6	40	64	26	5.2	35
8	50	80	23	5.2	45

HOOK PLATE

STAINLESS STEEL AISI316
STAINLESS STEEL AISI304

RYE0104

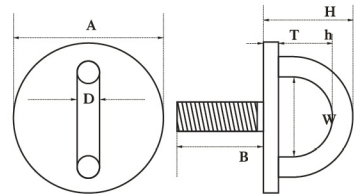


D	A1	A2	H	h	S	d	T
mm	mm	mm	mm	mm	mm	mm	mm
5	33	19	20	12.5	10	4.2	2.5
6	40	23	26	17.5	13	5.2	2.5
8	50	29	33	22	16	5.2	3

ROUND EYE PLATE

STAINLESS STEEL AISI316
STAINLESS STEEL AISI304

RYE0105

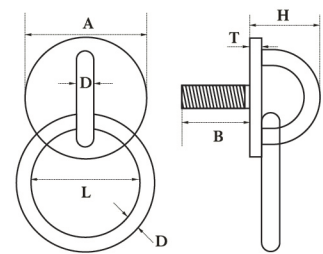


D	A1	H	h	W	B	T
mm	mm	mm	mm	mm	mm	mm
5	33	19	11.5	15	21	2.5
6	40	25.5	17	18	25	2.5
8	50	32	20	22	27	3

ROUND EYE PLATE WITH RING

STAINLESS STEEL AISI316
STAINLESS STEEL AISI304

RYE0106

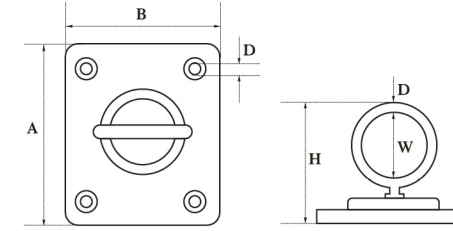


D	L	A	H	B	T
mm	mm	mm	mm	mm	mm
5	30	33	19	21	2.5
6	40	40	25.5	25	2.5
8	50	50	32	27	3

PAD EYE SWIVEL

STAINLESS STEEL AISI 316
STAINLESS STEEL AISI 304

RYE0106-1

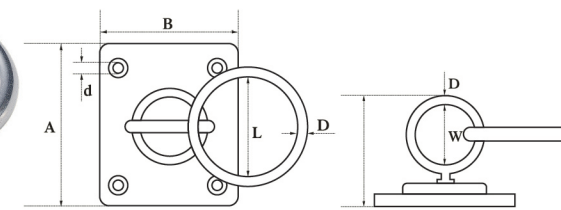


D	A	B	H	W	D
mm	mm	mm	mm	mm	mm
5	35	30	32	15	4.2
6	40	35	40	18	4.2
8	50	40	45	19	5.7

PAD EYE SWIVEL WITH RING

STAINLESS STEEL AISI 316
STAINLESS STEEL AISI 304

RYE0106-2

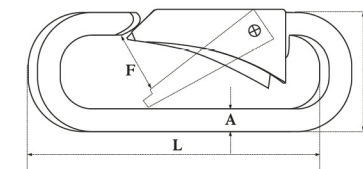


D	A	B	H	W	D
mm	mm	mm	mm	mm	mm
5	35	30	32	15	4.2
6	40	35	40	18	4.2
8	50	40	45	19	5.7

CHAIN HOOK

STAINLESS STEEL AISI 304

RYE0106-5

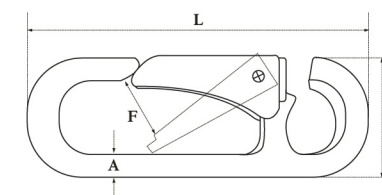


A	B	F	L
mm	mm	mm	mm
6	25.5	11	80

OPEN HOOK

STAINLESS STEEL AISI 304

RYE0106-6

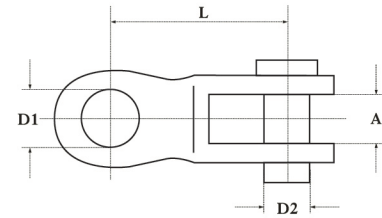


A	B	F	L
mm	mm	mm	mm
6	25.5	11	80

TOGGLE

SSTAINLESS STEEL AISI 316
SSTAINLESS STEEL AISI 304

RYE0106-7

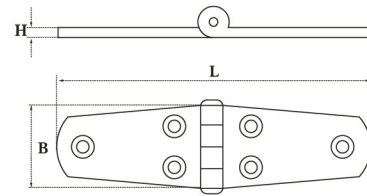


SIZE	D1	D2	A	L
mm	mm	mm	mm	mm
5	5.5	5.2	7.0	22
6	6.6	6.3	7.0	27
8	8.5	8.3	10.0	31
10	10.0	9.3	12.0	36
12	13.0	12.4	13.0	50
14	15.0	14.0	13.0	60
16	16.5	15.5	17.0	80

DOOR HINGE

SSTAINLESS STEEL AISI 316
SSTAINLESS STEEL AISI 304

RYE0106-8

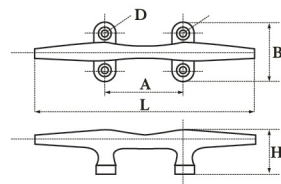


L	B	H
mm	mm	mm
74	38	4.5

STAINLESS STEEL CLEAT

SSTAINLESS STEEL AISI 316
SSTAINLESS STEEL AISI 304

RYE0106-9

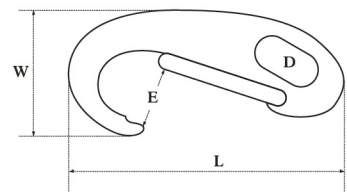


SIZE	L	B	H	D	A
mm	mm	mm	mm	mm	mm
5"	125	40	23	5	56
6"	150	45	32	7	63
8"	200	53	39	6.5	70
10"	250	66	43	7	95
12"	300	70	55	7	102

SPRING SNAP

SSTAINLESS STEEL AISI 316
SSTAINLESS STEEL AISI 304

RYE0106-10

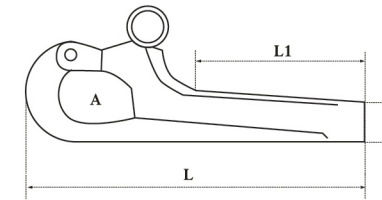


L	W	E	D
mm	mm	mm	mm
50	24	10	6.5
70	31	13	10.0
100	46	23	13.0

PELICAN HOOK

SSTAINLESS STEEL AISI 316
SSTAINLESS STEEL AISI 304

RYE0106-11

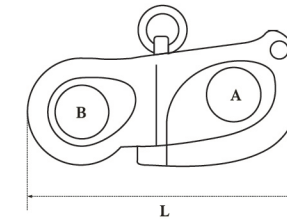


L	L1	A	B
mm	mm	mm	mm
76	39	13	M6X9
100	48	16	M8X12

FIXED SNAP SHACKLE

SSTAINLESS STEEL AISI 316
SSTAINLESS STEEL AISI 304

RYE0106-12

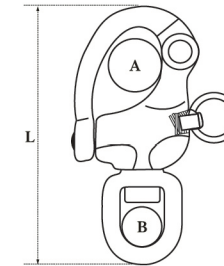


L	A	B
mm	mm	mm
52	12	9
66	16	12
96	22	16

SWIVEL SNAP SHACKLE ROUND HEAD

SSTAINLESS STEEL AISI 316
SSTAINLESS STEEL AISI 304

RYE0106-13

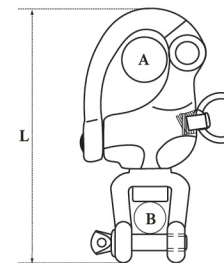


L	A	B
mm	mm	mm
70	12	12
87	16	12
120	22	16

SWIVEL SNAP SHACKLE JAW HEAD

SSTAINLESS STEEL AISI 316
SSTAINLESS STEEL AISI 304

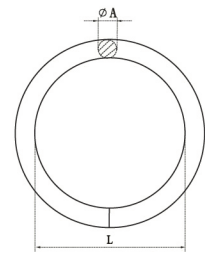
RYE0106-14



L	A	B
mm	mm	mm
69	12	12
90	16	12
128	22	16

WELDED ROUND RING

STAINLESS STEEL AISI316
STAINLESS STEEL AISI304
STEEL ELECTRIC GALVANIZED
RYE0107

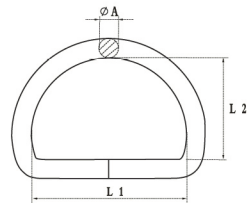


SIZE mm	ϕA mm	L mm
3X25	3	25
4X25	4	25
4X30	4	30
4X40	4	30
5X30	5	30
5X40	5	40
5X50	5	50
6X30	6	30

SIZE mm	ϕA mm	L mm
6X40	6	40
6X50	6	50
6X60	6	60
7X35	7	35
8X40	8	40
8X50	8	50
10X50	10	50
10X70	10	70

D RING

STAINLESS STEEL AISI316
STAINLESS STEEL AISI304
STEEL ELECTRIC GALVANIZED
RYE0108

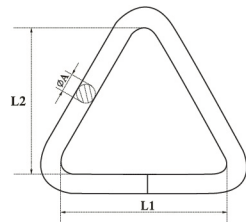


ϕA mm	L1 mm	L2 mm
3	25	22
4	25	22
4	30	27
5	30	27
5	40	37

ϕA mm	L1 mm	L2 mm
6	40	37
6	50	47
8	40	37
8	50	47
10	50	47

TRIANGLE RING

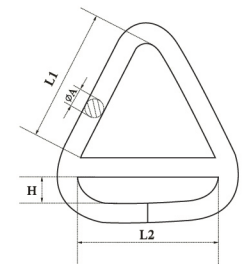
STAINLESS STEEL AISI316
STAINLESS STEEL AISI304
STEEL ELECTRIC GALVANIZED
RYE0109



ϕA mm	L1 mm	L2 mm
5	30	30
6	50	50
8	50	50

TRIANGLE BUCKLE

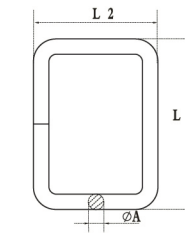
STAINLESS STEEL AISI316
STAINLESS STEEL AISI304
STEEL ELECTRIC GALVANIZED
RYE0110



ϕA mm	L1 mm	L2 mm	H mm
5	40	45	5.5
6	45	50	7
8	45	50	8

SQUARE HOOK ZINC PLATED

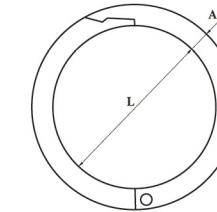
STAINLESS STEEL AISI316
STAINLESS STEEL AISI304
STEEL ELECTRIC GALVANIZED
RYE0111



SIZE mm	ϕA mm	L1 mm	L2 mm
4	4	40	30

CHAIN CATCH

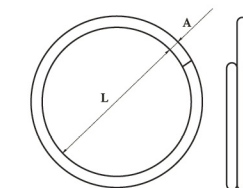
STAINLESS STEEL AISI316
STAINLESS STEEL AISI304
STEEL ELECTRIC GALVANIZED
RYE0112



A mm	L mm
4	20
5	25
6	30
8	35
9	40

KEY RING

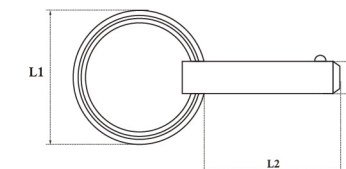
STAINLESS STEEL AISI316
STAINLESS STEEL AISI304
STEEL ELECTRIC GALVANIZED
RYE0113



A mm	L mm
1.2	20
1.5	25
2	30
2	38

ROLLING-UP PIN WITH ROUND RING

STAINLESS STEEL AISI316
STAINLESS STEEL AISI304
RYE0114

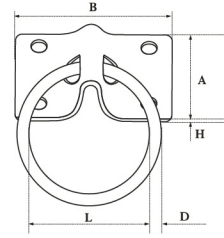


A mm	L1 mm	L2 mm
M5	25	30
M6	25	30
M8	25	30
M10	38	30

HITCHING RING LAG

STEEL ELECTRIC GALVANIZED

RYE0114-2

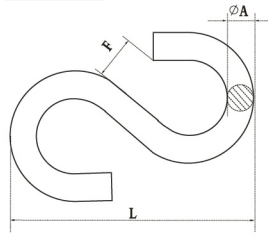


D	A	B	H	L
mm	mm	mm	mm	mm
7	45	70	30	50

"S" HOOK

STAINLESS STEEL AISI316
STAINLESS STEEL AISI304
STEEL ELECTRIC GALVANIZED

RYE0115

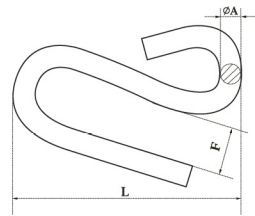


SIZE	Ø A	L	F
mm	mm	mm	mm
3	3	25	3
4	4	35	4.5
5	5	45	6.5
6	6	55	7
7	7	65	8
8	8	75	10
10	10	105	11
12	12	120	13.5

"U" HOOK

STAINLESS STEEL AISI316
STAINLESS STEEL AISI304
STEEL ELECTRIC GALVANIZED

RYE0116

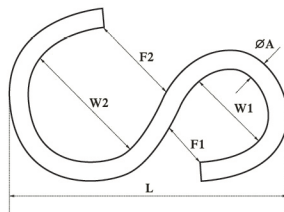


Ø A	L	F
mm	mm	mm
6	55	10.6
8	75	16.5
10	85	19

"S" HOOK

STAINLESS STEEL AISI316
STAINLESS STEEL AISI304
STEEL ELECTRIC GALVANIZED

RYE0117

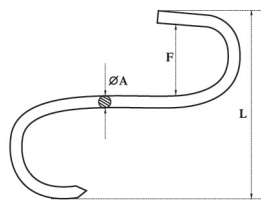


Ø A	L	W1	W2	F1	F2
mm	mm	mm	mm	mm	mm
3	36	9	16	4	11
4	44	12	19	5	11
5	53	14	21	6	11
6	62	15	25	7	16

BUTCHER HOOK

STAINLESS STEEL AISI316
STAINLESS STEEL AISI304
STEEL ELECTRIC GALVANIZED

RYE0119

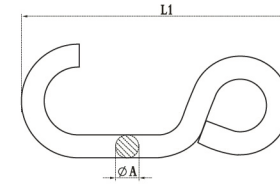


Ø A	L	F
mm	mm	mm
4	80	23
5	100	28
5	120	28

SIMPLE "S" HOOK

STAINLESS STEEL AISI316
STAINLESS STEEL AISI304
STEEL ELECTRIC GALVANIZED

RYE0123

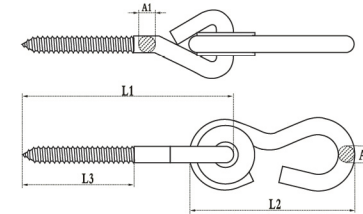


SIZE	Ø A	L1
mm	mm	mm
10	10	120

SWING HOOK WITH BOLT AND PLASTIC WASHER

STAINLESS STEEL AISI316
STAINLESS STEEL AISI304
STEEL ELECTRIC GALVANIZED

RYE0124

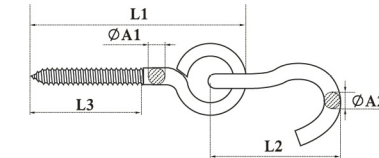


Ø A1	Ø A2	L1	L2	L3
mm	mm	mm	mm	mm
8	7.3	104	76	50

HAMMOCK HOOK WITH WOODEN THREAD

STEEL ELECTRIC GALVANIZED

RYE0124-1

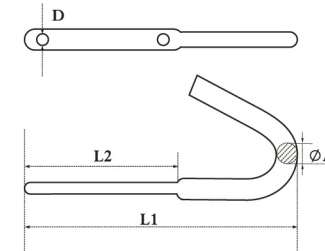


Ø A1	Ø A2	L1	L2	L3
mm	mm	mm	mm	mm
8.4	10	100	90	45
9.5	9.7	100	105	45

TARP ROPE HOOK

STEEL ELECTRIC GALVANIZED

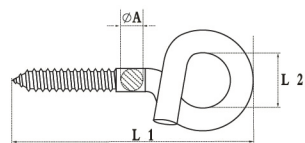
RYE0124-2



Ø A1	L1	L2	D
mm	mm	mm	mm
10	128	70	8

SWING HOOK WITH BOLT

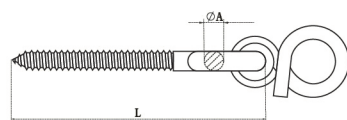
STAINLESS STEEL AISI316
STAINLESS STEEL AISI304
STEEL ELECTRIC GALVANIZED
RYE0125



SIZE	φA	L1	L2
mm	mm	mm	mm
10.6X110	10.6	110	20

SWING HOOK WITH BOLT AND PLASTIC WASHER

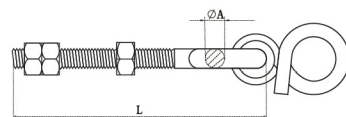
STAINLESS STEEL AISI316
STAINLESS STEEL AISI304
STEEL ELECTRIC GALVANIZED
RYE0126



SIZE	φA	L
mm	mm	mm
10.6X180	10.6	150

SWING HOOK WITH BOLT & 3 NUTS

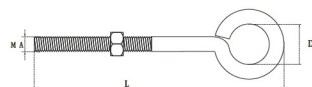
STAINLESS STEEL AISI316
STAINLESS STEEL AISI304
STEEL ELECTRIC GALVANIZED
RYE0127



SIZE	φA	L
mm	mm	mm
10.6X180	10.6	150

EYE SCREW WITH NUT

STAINLESS STEEL AISI316
STAINLESS STEEL AISI304
STEEL ELECTRIC GALVANIZED
RYE0128

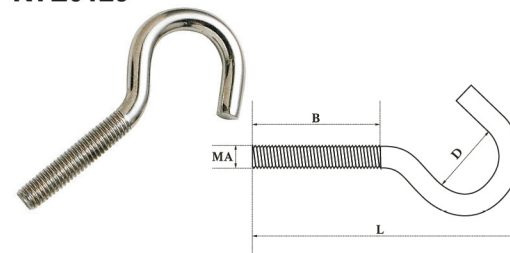


MA	L	D
mm	mm	mm
5	75	10
6	75	15
6	100	15
6	150	15
8	100	20

MA	L	D
mm	mm	mm
8	150	20
8	200	20
10	100	25
10	150	25
10	200	25

HOOK BOLT

STAINLESS STEEL AISI316
STAINLESS STEEL AISI304
STEEL ELECTRIC GALVANIZED
RYE0129

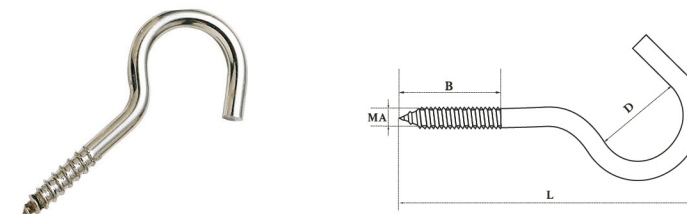


MA	L	B	D
mm	mm	mm	mm
5	40	15	12
5	60	30	12
5	80	50	12
6	60	30	15
6	100	60	15
6	150	80	15

MA	L	B	D
mm	mm	mm	mm
8	80	30	20
8	100	40	20
8	150	80	20
10	100	40	25
10	150	70	25
12	150	70	30

HOOK SCREW

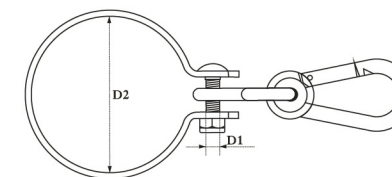
STAINLESS STEEL AISI316
STAINLESS STEEL AISI304
STEEL ELECTRIC GALVANIZED
RYE0130



MA	L	B	D
mm	mm	mm	mm
3	40	15	15
4	50	25	15
8	70	30	25

COLLAR HOOK WITH SNAP HOOK

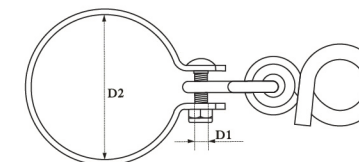
STAINLESS STEEL AISI316
STAINLESS STEEL AISI304
STEEL ELECTRIC GALVANIZED
RYE0131



D1	D2
mm	mm
M10	25
M10	50
M10	100
M10	120
M10	140

COLLAR HOOK WITH SWING HOOK

STAINLESS STEEL AISI316
STAINLESS STEEL AISI304
STEEL ELECTRIC GALVANIZED
RYE0132

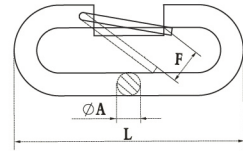


D1	D2
mm	mm
M10	25
M10	50
M10	100
M10	120
M10	140

BIT SNAP TYPE 1

STAINLESS STEEL AISI316
STAINLESS STEEL AISI304
STEEL ELECTRIC GALVANIZED

RYE0133

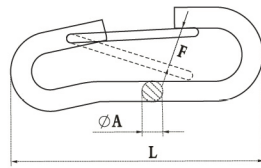


SIZE	φA	L	F
mm	mm	mm	mm
5	5	45	7
6	6	60	8

BIT SNAP TYPE 2

STAINLESS STEEL AISI316
STAINLESS STEEL AISI304
STEEL ELECTRIC GALVANIZED

RYE0134

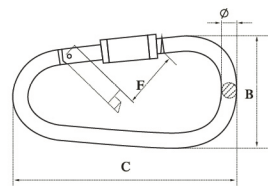


SIZE	φA	L	F
mm	mm	mm	mm
5	5	60	8

EGG TYPE SNAP HOOK WITH SCREW

STAINLESS STEEL AISI316
STAINLESS STEEL AISI304
STEEL ELECTRIC GALVANIZED

RYE0135

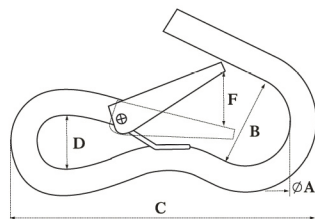


φA	B	C	F
mm	mm	mm	mm
12	85	168	42

SPRING HOOK

STEEL ELECTRIC GALVANIZED

RYE0135-1

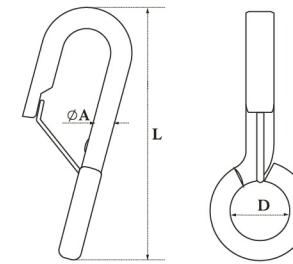


SIZE	A	B	C	D	F
	mm	mm	mm	mm	mm
3/8"	9.5	24	104	13	24.5

SNAP HOOK NO.115D

STEEL ELECTRIC GALVANIZED

RYE0135-2

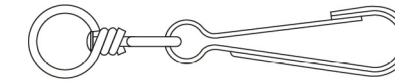


SIZE	φA	D	L
mm	mm	mm	mm
75X16	6	16	75

SWIVEL SNAP

ZINC PLATED
NICKEL PLATED

RYE0139

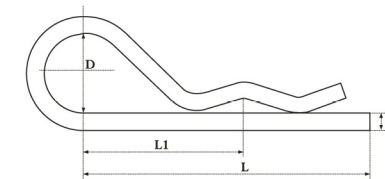


SIZE
mm
25
30
40
50
60
70
80
90
100
120

HAIR PIN

ZINC PLATED
NICKEL PLATED

RYE0140

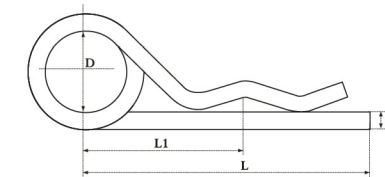



d	L	L1	D
mm	mm	mm	mm
2	50	25	10
3	60	28	18
4	60	30	20
5	85	40	24
6	105	50	30
7	105	50	30
8	110	55	28

HAIR PIN WITH EYELET

ZINC PLATED
NICKEL PLATED

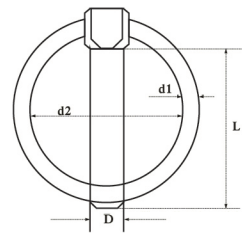

RYE0141



d	L	L1	D
mm	mm	mm	mm
2	50	25	10
3	62	32	16
4	78	44	23
5	92	50	26
6	120	70	30
7	130	72	30
8	130	76	30

LINCH PINS

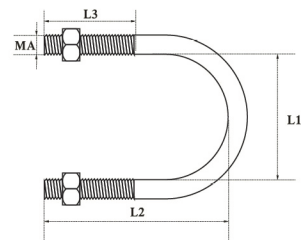
ZINC PLATED
NICKEL PLATED
RYE0142



D mm	L mm	d1 mm	d2 mm
4.5	30	2	22
5	40	2.5	24
6	45	3	25
7	45	3	38
8	45	3.5	34
9	46	3.5	34
10	46	3.5	34
11	46	3.5	34

U-BOLT WITH NUT


STAINLESS STEEL AISI316
STAINLESS STEEL AISI304
ZINC PLATED
RYE0146



SIZE mm	L1 mm	L2 mm	L3 mm
5	13	30	18
6	17	36	20
6	21	38	22
8	27	48	28
8	34	68	35
8	42	68	35

SLIDE BUCKLE WITH SNAP

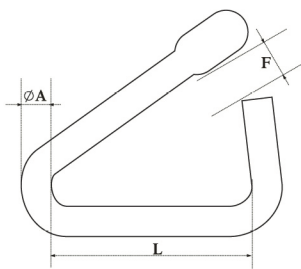
ZINC PLATED
NICKEL PLATED
RYE0149



SIZE	THICKNESS mm
1"	2mm

COLD SHUTS

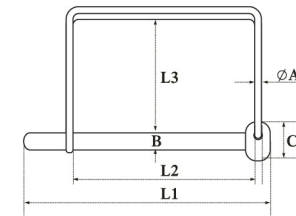

STEEL ELECTRIC GALVANIZED
RYE0149-2



SIZE mm	∅ A mm	L mm	F mm
3/16	5	25	10
1/4	6	30	12
5/16	8	35	12
3/8	9.5	38	14
1/2	12	48	27

QUICK PINS SQUARE TYPE

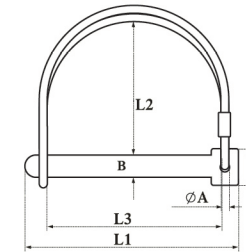
STEEL ELECTRIC GALVANIZED
RYE0149-3



B mm	∅ A mm	L1 mm	L2 mm	L3 mm	C mm
6	2.5	75	60	42	12

CHAIN HOOK

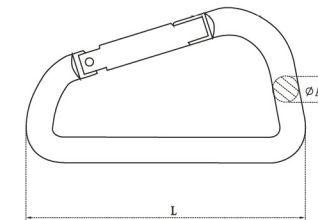
STEEL ELECTRIC GALVANIZED
RYE0149-5



∅ A mm	B mm	C mm	L1 mm	L2 mm	L3 mm
2.5	6	14	60	40	46

ALUMINUM SNAP HOOK D TYPE

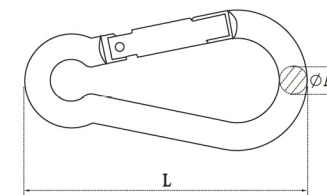
RYE0150



SIZE mm	∅ A mm	L mm
5x50	5	50
6x60	6	60
7x70	7	70
8x80	8	80
10x100	10	100

ALUMINUM SNAP HOOK CARBINE TYPE

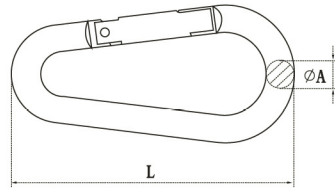
RYE0151



SIZE mm	∅ A mm	L mm
5x50	5	50
6x60	6	60
7x70	7	70
8x80	8	80
10x100	10	100

ALUMINUM SNAP HOOK EGG TYPE

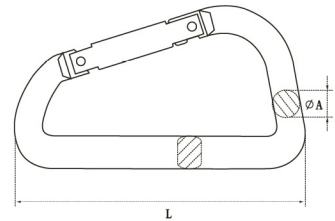
RYE0152



SIZE	Ø A	L
mm	mm	mm
5x50	5	50
6x60	6	60
7x70	7	70
8x80	8	80
10x100	10	100

ALUMINUM SNAP HOOK D TYPE WITH PIN

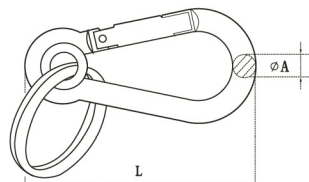
RYE0153



SIZE	Ø A	L
mm	mm	mm
5x50	5	50
6x60	6	60
7x70	7	70
8x80	8	80
10x100	10	100

ALUMINUM SNAP HOOK WITH EYELET AND KEY RING

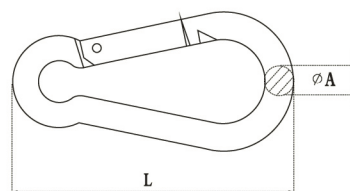
RYE0155



SIZE	Ø A	L
mm	mm	mm
5x50	5	50
6x60	6	60
7x70	7	70
8x80	8	80
10x100	10	100

ALUMINUM SNAP HOOK CARBINE TYPE

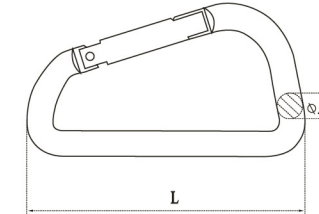
RYE0156



SIZE	Ø A	L
mm	mm	mm
5x50	5	50
6x60	6	60
7x70	7	70
8x80	8	80

ALUMINUM SNAP HOOK D TYPE

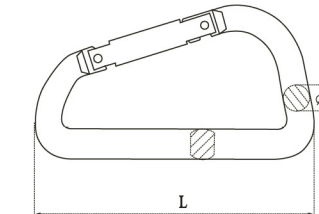
RYE0157



SIZE	Ø A	L
mm	mm	mm
5x50	5	50
6x60	6	60
7x70	7	70
8x80	8	80

ALUMINUM SNAP HOOK D TYPE WITH PIN

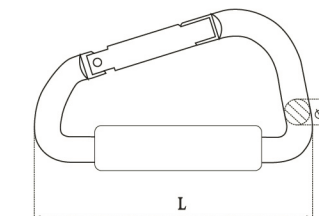
RYE0158



SIZE	Ø A	L
mm	mm	mm
5x50	5	50
6x60	6	60
7x70	7	70
8x80	8	80

ALUMINUM SNAP HOOK WITH PVC SPONGE

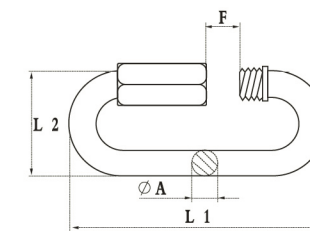
RYE0159



SIZE	Ø A	L
mm	mm	mm
12x160	12	160

ALUMINUM QUICK LINK

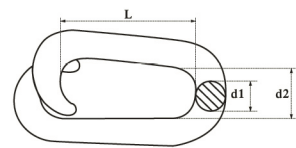
RYE0160



SIZE	Ø A	L1	L2	F
mm	mm	mm	mm	mm
3.5	3.5	36.5	17	5
5	5	49	23	6.5
6	6	58	26.5	7.5
8	8	75	33.5	10.5
9	9	82	35	11.5
10	10	90	40.5	12.5
12	12	107	47.5	14.5

REPAIR LAP LINK

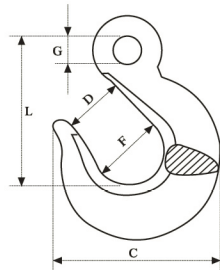
STEEL ELECTRIC GALVANIZED
RYE0166



d1 mm	L mm	d2 mm
3	17	7
4	20	8
5	23	10
6	29	11
7	32	14
8	37	15
9	37	16
10	38	17

EYE SLIP HOOKS

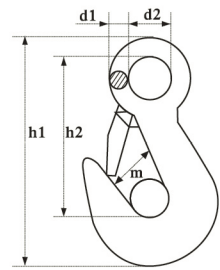
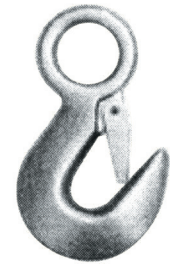
ELECTRIC GALVANIZED
H-324 FORGED CARBON STEEL
A-324 FORGED ALLOY STEEL
RYE0167



Size	Working Load Limit	Weight	Dimensions(in.)					
in.	lbs	lbs	C	D	E	F	G	L
mm	mm	mm	mm	mm	mm	mm	mm	mm
1/4	1950	.40	2.75	.94	1.18	3.68	.43	2.56
5/16	2875	.70	2.95	.87	1.26	4.27	.51	2.95
3/8	4000	1.00	3.46	1.29	1.50	4.98	.63	3.35
1/2	6500	2.31	4.84	1.69	1.93	6.40	.75	4.25
5/8	9250	3.78	5.59	2.00	2.38	7.80	.83	5.22

EYE SLIP HOOKS

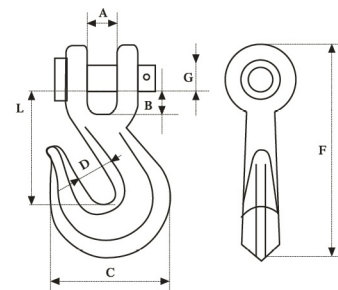
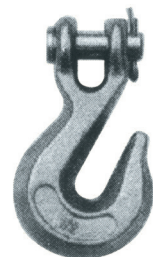
ELECTRIC GALVANIZED
320C-CARBON STEEL
320A-ALLOY STEEL
RYE0168



SIZE	d1	d2	h1	h2	m
mm	mm	mm	mm	mm	mm
8	13	25	146	107	32
10	15	28	160	118	36
12	15	29	162	120	36.5
14	17	32	178	130	40
16	18	35	195	140	44.5
18	19	36	199	145	45

CLEVIS GRAB HOOK 330

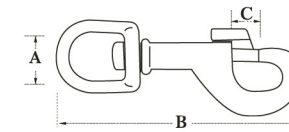

G43-CARBON STEEL
G70-ALLOY STEEL
RYE0169



Size of Chain	Working Load Limit	Weight	Dimensions(in.)						
in.	lbs	lbs	A	B	C	D	F	G	L
mm	mm	mm	mm	mm	mm	mm	mm	mm	mm
1/4	2600	.41	.35	.41	1.92	.53	3.19	.31	1.79
5/16	3900	.63	.39	.43	2.28	.43	3.74	.39	2.13
3/8	5400	1.01	.47	.55	2.66	.51	4.53	.47	2.66
1/2	9200	1.61	.59	.61	3.00	.63	5.31	.63	3.03

SWIVELING ROUND EYE BOLT SNAP


RYE0173



SIZE	A	B	C
5/8"	5/8"	3 1/2"	12mm(1/2")
3/4"	3/4"	3 1/2"	12mm(1/2")
1"	1"	3 5/8"	12mm(1/2")

SWIVELING ROUND EYE BOLT SNAP


RYE0174



SIZE	A	B	C
1"	1"	4"	1/2"(12mm)
1 1/8"	1 1/8"	4 1/8"	1/2"(12mm)
1 1/4"	1 1/4"	4 1/4"	1/2"(12mm)

SWIVEL EYE BOLT SNAP


RYE0175



SIZE	A	B	C
3/8"	3/8"	2 1/2"	5/16"(8mm)
1/2"	1/2"	2 5/8"	5/16"(8mm)
3/4"	3/4"	2 5/8"	5/16"(8mm)

SWIVELING STRAP EYE BOLT SNAP


RYE0176



SIZE	A	B	C
5/8"	5/8"	3 1/4"	12mm(1/2")
3/4"	3/4"	3 1/4"	12mm(1/2")
7/8"	7/8"	3 1/4"	12mm(1/2")
1"	1"	3 1/4"	12mm(1/2")
1 1/8"	1 1/8"	3 1/4"	12mm(1/2")
1 1/4"	1 1/4"	3 1/4"	12mm(1/2")

SWIVELING STRAP EYE BOLT SNAP

RYE0177



SIZE	A	B	C
	mm	mm	mm
5/8"	5/8"	2 3/4"	3/8"(9mm)
3/4"	3/4"	2 3/4"	3/8"(9mm)

SWIVEL TRIGGER SNAP STRAP EYE

RYE0178



SIZE	A	B	C
5/8"	5/8"	2 1/2"	7/16"(10mm)
3/4"	3/4"	2 1/2"	7/16"(10mm)
1"	1"	2 1/2"	7/16"(10mm)

SWIVEL TRIGGER SNAP STRAP EYE

RYE0179



SIZE	A	B	C
5/8"	5/8"	2 1/2"	7/16"(10mm)
3/4"	3/4"	2 1/2"	7/16"(10mm)
1"	1"	2 1/2"	7/16"(10mm)

SWIVEL TRIGGER SNAP JUMBO TYPE STRAP EYE

RYE0180



SIZE	A	B	C
5/8"	5/8"	3 7/8"	5/8"(14mm)
3/4"	3/4"	3 7/8"	5/8"(14mm)
1"	1"	3 7/8"	5/8"(14mm)
1 1/8"	1 1/8"	3 7/8"	5/8"(14mm)
1 1/4"	1 1/4"	3 7/8"	5/8"(14mm)

SWIVELS


RYE0181



SIZE	A	B
3/4"	3/4"	2"
7/8"	7/8"	2"
1"	1"	2"
1 1/4"	1 1/4"	2"

SWIVELS


RYE0182



SIZE	A	B
3/8"	3/8"	2"
1/2"	1/2"	2 1/4"
5/8"	5/8"	2 1/2"
3/4"	3/4"	2 3/4"
7/8"	7/8"	2 3/4"
1"	1"	3 1/8"

SWIVEL TRIGGER SNAP


RYE0183



SIZE	A	B	C
1/2"	1/2"	2 5/8"	1/2"(13mm)
5/8"	5/8"	2 3/4"	1/2"(13mm)
3/4"	3/4"	2 7/8"	1/2"(13mm)
7/8"	7/8"	2 7/8"	1/2"(13mm)
1"	1"	2 7/8"	1/2"(13mm)

SWIVELING STRAP CAP SNAP


RYE0184



SIZE	A	B	C
5/8"	5/8"	2 1/2"	7/32"(7mm)
3/4"	3/4"	2 1/2"	7/32"(7mm)
1"	1"	2 1/2"	7/32"(7mm)

SWIVELING ROUND CAP SNAP


RYE0185



SIZE	A	B	C
5/8"	5/8"	3 3/8"	5/16"(8mm)
3/4"	3/4"	3 1/2"	5/16"(8mm)
1"	1"	3 3/4"	5/16"(8mm)
1"	1"	4"	5/16"(8mm)

SWIVELING STRAP CAP SNAP


RYE0186



SIZE	A	B	C
3/4"	3/4"	3 1/4"	3/8"(9mm)
7/8"	7/8"	3 1/4"	3/8"(9mm)
1"	1"	3 1/4"	3/8"(9mm)
1 1/4"	1 1/4"	3 1/8"	3/8"(9mm)

DOUBLE ENDED BOLT SNAP

RYE0187



SIZE	B	C
3/8"	3 1/2"	3/8"(9mm)
3/8"	4"	3/8"(9mm)
3/8"	4 1/2"	3/8"(9mm)

SPRING SNAP WITH SQUARE STRIP


RYE0188



SIZE	A	B	C
7/8"	7/8"	2 5/8"	7/16" (10mm)
1"	1"	2 3/8"	1 3/32" (11mm)

SWIVELING ROUND EYE PANIC SNAP


RYE0189



SIZE	A	B
3/4"	3/4"	4 5/8"
1"	1"	4 5/8"

SWIVELING STRAP EYE PANIC SNAP

RYE0190



SIZE	A	B
3/4"	3/4"	4"
1"	1"	4"
1 1/4"	1 1/4"	4"

RIGID ROUND EYE PANIC SNAP


RYE0191



SIZE	A	B
1/2"	1/2"	4"

RIGID ROUND EYE PANIC SNAP


RYE0192



SIZE	A	B
	mm	mm
1/2"	12.7	101.6

RIGID STROP EYE SPRING SNAP

RYE0193



SIZE	A	B	C
3/4"	3/4"	2 5/8"	3/8" (9mm)
7/8"	7/8"	3"	3/8" (9mm)
1"	1"	3 1/8"	3/8" (9mm)
1 1/8"	1 1/8"	3 1/8"	3/8" (9mm)
1 1/4"	1 1/4"	3 1/2"	1/2" (12mm)
1 1/2"	1 1/2"	3 1/2"	1/2" (12mm)
1 3/4"	1 3/4"	3 1/2"	1/2" (12mm)
2"	2"	3 3/4"	1/2" (12mm)

RIGID STRAP EYE BOLT SNAP


RYE0194



SIZE	A	B	C
3/4"	3/4"	3 1/8"	3/8" (9mm)
7/8"	7/8"	3 3/8"	1 3/32" (11mm)
1"	1"	3 3/8"	1 3/32" (11mm)
1 1/8"	1 1/8"	3 1/2"	7/16" (10mm)
1 1/4"	1 1/4"	3 3/4"	7/16" (10mm)
1 1/2"	1 1/2"	3 7/8"	7/16" (10mm)
2"	2"	3 7/8"	7/16" (10mm)

RIGID ROUND EYE BOLT SNAP


RYE0195



SIZE	A	B	C
1/2"	1/2"	3 3/8"	1 1/32" (8.7mm)
5/8"	5/8"	3 7/16"	1 1/32" (8.7mm)
3/4"	3/4"	3 9/16"	1 1/32" (8.7mm)

SWIVELING STRAP EYE BOLT SNAP


RYE0196



SIZE	A	B	C
3/4"	3/4"	3 1/4"	1/2" (12mm)
7/8"	7/8"	3 1/4"	1/2" (12mm)
1"	1"	3 1/4"	1/2" (12mm)
1 1/4"	1 1/4"	3 1/4"	1/2" (12mm)

SWIVELING ROUND EYE BOLT SNAP

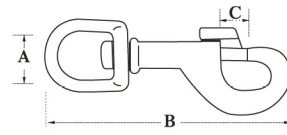

RYE0197



SIZE	A	B	C
	mm	mm	mm
1/2"	12.7	76.2	12.7
5/8"	15.9	76.2	12.7
3/4"	19.1	76.2	12.7
1"	25.4	76.2	12.7

SWIVELING STRAP EYE BOLT SNAP


RYE0198



SIZE	A mm	B mm	C mm
3/4"	3/4"	3 3/4"	1/2" (12mm)
7/8"	7/8"	3 3/4"	1/2" (12mm)
1"	1"	3 3/4"	1/2" (12mm)

SWIVELING ROUND EYE BOLT SNAP


RYE0199



SIZE	A mm	B mm	C mm
5/8"	5/8"	3 3/8"	1/2" (12mm)
3/4"	3/4"	3 1/2"	1/2" (12mm)
1"	1"	3 5/8"	1/2" (12mm)

SNAP HOOK

RYE0200



SIZE	A mm	B mm
3/4"	3/4"	2 1/2"

SNAP HOOK


RYE0201



SIZE	A mm	B mm
1/2"	1/2"	1 1/16"
3/4"	3/4"	1 3/4"
1"	1"	1 3/16"
1 1/4"	1 1/4"	1 7/8"

SNAP HOOK RIGID EYE

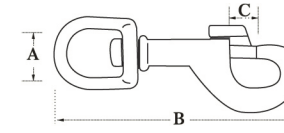
RYE0202



SIZE	A mm	B mm
7/8"	7/8"	2 1/2"
1"	1"	2 1/2"

SWIVELING SNAP HOOK

RYE0203



SIZE	A mm	B mm
5/8"	5/8"	1 1/2"

PULLEYS SINGLE WHEEL


RYE0204



SIZE	Diam mm
1/2"	5/32"
3/4"	3/16"
1"	1/4"
1 1/4"	5/16"
1 1/2"	5/16"
2"	7/16"

PULLEYS DOUBLE WHEEL

RYE0205



SIZE	Diam mm
1/2"	5/32"
3/4"	3/16"
1"	1/4"
1 1/2"	5/16"
2"	7/16"

PULLEY SINGLE SHEAVE SWIVEL EYE

RYE0230



SIZE	Diam mm
1/2"	9/32"
3/4"	9/32"
1"	3/8"
1 1/4"	1/2"
1 1/2"	1/2"
2"	1/2"

PULLEY DOUBLE SHEAVE SWIVEL EYE

RYE0231



SIZE	Diam mm
1/2"	9/32"
3/4"	5/16"
1"	3/8"
1 1/4"	1/2"
1 1/2"	1/2"

SNAP HOOK

RYE0206



EYE	Length
mm	mm
12	47

SNAP HOOK

RYE0207



EYE	Length
mm	mm
37	54

SWIVEL LOOP SNAP

RYE0232



SIZE	A	B	C
	mm	mm	mm
1/2"	1/2"	2"	9/32" (7mm)
5/8"	5/8"	3"	3/8" (10mm)
3/4"	3/4"	3"	3/8" (10mm)
1"	1"	3"	3/8" (10mm)

SWIVEL BOLT SNAP

RYE0233



SIZE	A	B	C
3/8"	3/8"	3"	3/8" (10mm)
1/2"	1/2"	3"	3/8" (10mm)
5/8"	5/8"	3 1/8"	3/8" (10mm)
3/4"	3/4"	3 3/8"	3/8" (10mm)

SQUARE LOOP BULL SNAP

RYE0234



SIZE	A	B
1"	1"	4"

BULL SNAP

RYE0235



SIZE	A	B
1"	1"	4"

SWIVEL EYE SPRING HOOK

RYE0236



SIZE	A	B
1/2"	1/2"	3 3/8"
5/8"	5/8"	3 3/8"
3/4"	3/4"	3 1/2"

SNAP HOOK RIGID EYE

RYE0237



SIZE	B
mm	mm
50	50
60	60
70	70
85	85
100	100
120	120

SWIVEL BOLT SNAP

RYE0238



SIZE	A	B
1/2"	1/2"	3 3/8"
5/8"	5/8"	3 3/8"
3/4"	3/4"	3 1/2"
7/8"	7/8"	3 1/2"
1"	1"	3 1/2"

SWIVEL BOLT SNHP

RYE0239



SIZE	A	B	C
3/8"	3/8"	2"	9/32" (7mm)

ROPE CLEAT

RYE0240



SIZE	B
2 1/2"	2 1/2"
4 1/2"	4 1/2"
6"	6"

OVAL WIRE ROPE CLIP

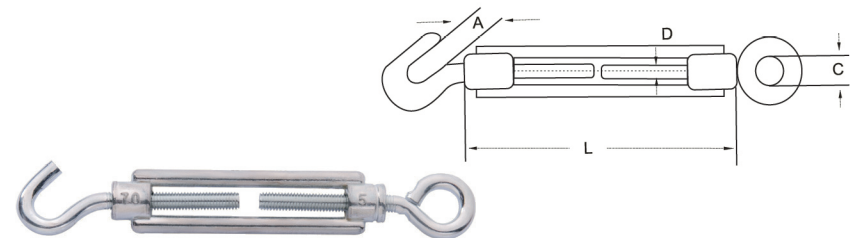
RYE0241



SIZE
2mm
3mm
4mm
5mm
6mm

1390 TURNBUCKLE EYE & HOOK

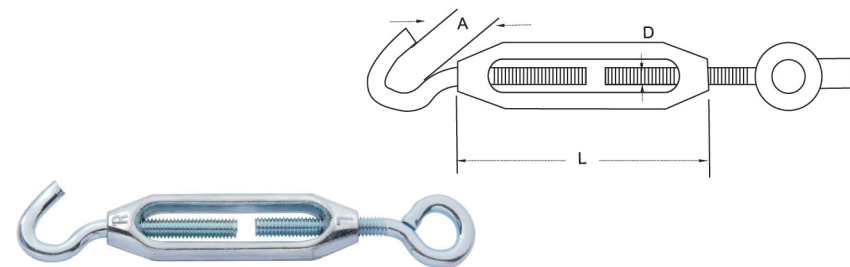
RYE0242



SIZE(D)	L	A	C
	mm	mm	mm
M 5X50	50	7	8
M 5X70	70	7	9
M 6X60	60	8	10
M 6X100	100	10	10
M 8X70	70	11	11
M 8X110	110	11	11
M 10X80	80	11	12
M 10X120	120	16	15
M 12X110	110	15	15
M 12X130	130	15	15

1391 TURNBUCKLE EYE & HOOK

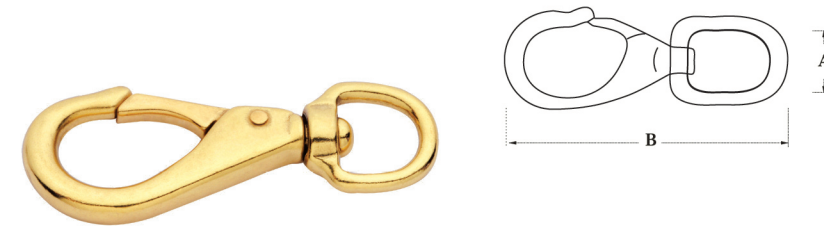
RYE0243



SIZE(D)	L(closed-open)	A	C
3/16"	3 7/8" - 5 1/2"	5/16"	5/16"
7/32"	4 3/8" - 6 1/4"	3/8"	3/8"
1/4"	6 1/2" - 7 3/4"	3/8"	3/8"
5/16"	6 3/4" - 9 3/8"	7/16"	7/16"
3/8"	7 3/4" - 10 1/2"	1/2"	1/2"

251B QUICK SNAP SWIVEL ROUND EYE

BRONZE CASTING
RYE0244



ITEMNO.	SIZE	A	B
251B1	5/8"	5/8"	3 1/4"
251B2	3/4"	3/4"	3 5/8"
251B3	7/8"	7/8"	4 1/8"

225B BOLT SNAP SWIVEL ROUND EYE

BRONZE CASTING
RYE0245



ITEMNO.	SIZE	A	B
225B	5/8"	5/8"	3 1/8"
225B	3/4"	3/4"	3 1/8"
225B	7/8"	7/8"	4"
225B	1"	1"	3 1/2"
225B	1 1/8"	1 1/8"	4 1/2"
225B	1 1/4"	1 1/4"	4 3/4"

227B BOLT SNAP SWIVEL ROUND EYE

BRONZE CASTING
RYE0246



ITEMNO.	SIZE	A	B
227B	3/4"	3/4"	3 3/8"

5025B BOLT SNAP SWIVEL ROUND EYE

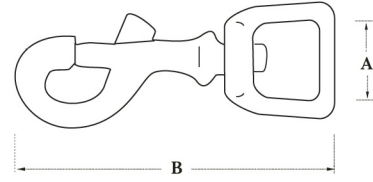
BRONZE CASTING
RYE0247



ITEMNO.	SIZE	A	B
5025B	3/8"	3/8"	2 7/8"
5025B	1/2"	1/2"	3"
5025B	5/8"	5/8"	3"
5025B	3/4"	3/4"	3 1/4"

0170B BOLT SNAP SWIVEL STRAP EYE

BRONZE CASTING
RYE0248



ITEMNO.	SIZE	A	B
017 B	5/8"	5/8"	2 7/8"
017 B	3/4"	3/4"	2 7/8"
017 B	1"	1"	3"
017 B	1 1/4"	1 1/4"	3 1/4"
017 B	1 1/2"	1 1/2"	3 1/4"

830 CAP SNAP SWIVEL ROUND EYE

BRONZE CASTING
RYE0249



ITEMNO.	SIZE	A	B
830B	5/8"	5/8"	3 1/8"
830B	3/4"	3/4"	3 1/2"
830B	1"	1"	3 3/4"

5055B BOLT SNAP SWIVEL ROUND EYE

BRONZE CASTING
RYE02450



ITEMNO.	SIZE	A	B
5055B	3/8"	3/8"	2 1/2"
5055B	1/2"	1/2"	2 1/2"

231B BOLT SNAP YIGID OPEN EYE

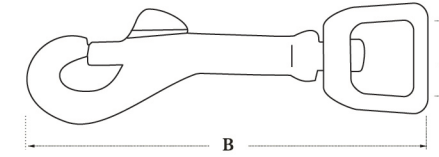
BRONZE CASTING
RYE0251



ITEMNO.	SIZE	A	B
231B	3 1/2"	3 1/2"	3 1/2"
232B	4"	4"	4"
225B	5"	5"	5"

0170B BOLT SNAP SWIVEL STRAP ROUND EYE

BRONZE CASTING
RYE0252



ITEMNO.	SIZE	A	B
0170B	1/2"	1/2"	2 3/4"
0170B	5/8"	5/8"	2 3/4"
0170B	3/4"	3/4"	3"
0170B	1"	1"	3"

161B BOLT SNAP DOUBLE ENDED

BRONZE CASTING
RYE0253



ITEMNO.	SIZE	A	B
161B	3 1/2"	3 1/2"	3 1/2"
162B	4"	4"	4"
163B	4 1/2"	4 1/2"	4 1/2"

5015B TRIGGER SNAP SWIVEL STRAP EYE

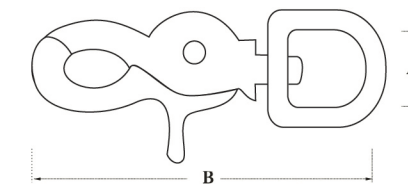
BRONZE CASTING
RYE0255



ITEMNO.	SIZE	A	B
5015B	5/8"	5/8"	2 5/8"
5015B	3/4"	3/4"	2 5/8"
5015B	1"	1"	2 5/8"

5013B TRIGGER SNAP SWIVEL ROUND EYE

BRONZE CASTING
RYE0256



ITEMNO.	SIZE	A	B
5013B	3/8"	3/8"	2 1/2"
5013B	1/2"	1/2"	2 1/2"
5013B	5/8"	5/8"	2 3/4"
5013B	3/4"	3/4"	2 3/4"
5013B	1"	1"	—

350B BOLT SNAP SWIVEL ROUND EYE

BRONZE CASTING
RYE0257



ITEMNO.	SIZE	A	B
350B	3/8"	3/8"	2 1/8"
350B	3/4"	3/4"	2 1/8"
350B	7/8"	7/8"	2 1/8"

25B BOLT SNAP RIGID ROUND EYE

BRONZE CASTING
RYE0258



ITEMNO.	SIZE	A	B
25B	7/8"	7/8"	3 1/4"
25B	1"	1"	3 1/4"
25B	2"	2"	3 1/4"

3726B SPRING SNAP RIGID STRAP EYE

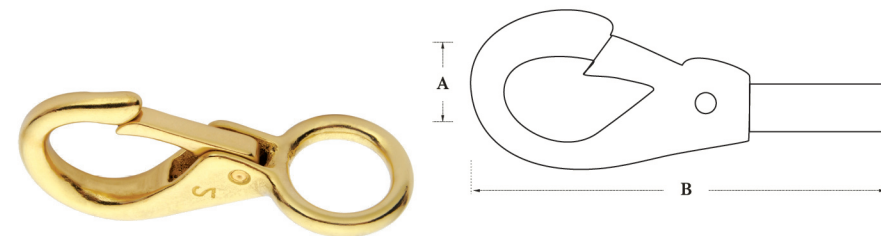
BRONZE CASTING
RYE0259



ITEMNO.	SIZE	A	B
3726B	5/8"	5/8"	2 1/2"
3726B	3/4"	3/4"	2 1/2"
3726B	1"	1"	2 3/4"

249B QUICK SNAP RIGID ROUND EYE

BRONZE CASTING
RYE0260



ITEMNO.	SIZE	A	B
249B0	3/8"	3/8"	2 1/16"
249B1	5/8"	5/8"	2 3/16"
249B2	1 1/16"	1 1/16"	3"
249B3	3/4"	3/4"	3 3/4"

56B SPRING SNAP RIGID STRAP EYE

BRONZE CASTING
RYE0261



ITEMNO.	SIZE	A	B
56B	5/8"	5/8"	2 1/2"
56B	3/4"	3/4"	2 3/8"
56B	1"	1"	2 7/16"

200B SPRING SNAP RIGID STRAP EYE

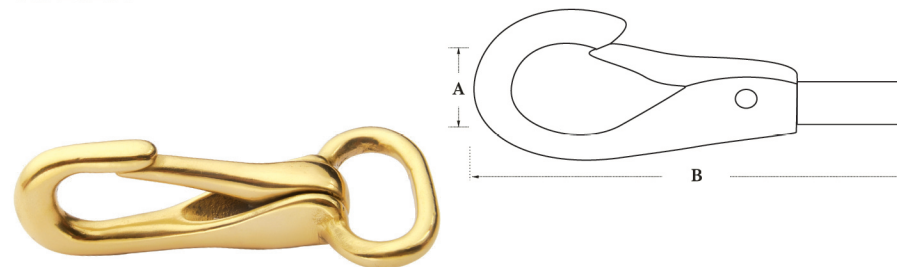
BRONZE CASTING
RYE0262



ITEMNO.	SIZE	A	B
200B	5/8"	5/8"	2 5/8"
200B	3/4"	3/4"	2 3/4"
200B	1"	1"	3"
200B	1 1/2"	1 1/2"	3"

56BR SPRING SNAP RIGID ROUND EYE

BRONZE CASTING
RYE0264



ITEMNO.	SIZE	A	B
56BR	5/8"	5/8"	2 1/2"
56BR	7/8"	7/8"	2 1/2"

853B CAP DOUBLE ENDED

BRONZE CASTING
RYE0265



ITEMNO.	SIZE	B
853B	3 1/2"	3 1/2"

3142B TIE SNAP SWIVEL ROUND EYE

BRONZE CASTING
RYE0266



ITEMNO.	SIZE	A	B
3142B	7/8"	7/8"	3 3/4"
3142B	1"	1"	3 7/8"

2311B SNAP HOOK RIGID ROUND EYE

BRONZE CASTING
RYE0267



ITEMNO.	SIZE	A	B
2311B	3/4"	3/4"	4"
2311B	1 1/8"	1 1/8"	4 3/4"

3002B PANIC HOOK ROUND EYE WITH ROTARY PROTECTION

BRONZE CASTING
RYE0269



ITEMNO.	SIZE	A	B
3002 B	1"	1"	4 1/4"

0178BL PULLEY DOUBLE SHEAVE SWIVEL EYE

BRONZE CASTING
RYE0271



ITEMNO.	SIZE
0178B	3/4"
0178B	1"
0178B	1 1/2"

0176B PULLEY DOUBLE SHEAVE RIGID EYE

BRONZE CASTING
RYE0272



ITEMNO.	SIZE
0176 B	3/4"
0176 B	1"
0176 B	1 1/2"
0176 B	2"

0173B PULLEY SINGLE SHEAVE RIGID EYE

BRONZE CASTING
RYE0273



ITEMNO.	SIZE
0173 B	3/4"
0173 B	1"
0173 B	1 1/4"
0173 B	1/2"
0173 B	2"

0174B PULLEY SINGLE SHEAVE RIGID EYE

BRONZE CASTING
RYE0274



ITEMNO.	SIZE
0174 B	3/4"
0174 B	1"
0174 B	1 1/4"
0174 B	1 1/2"
0174 B	2"

26B ROPE CLAMP

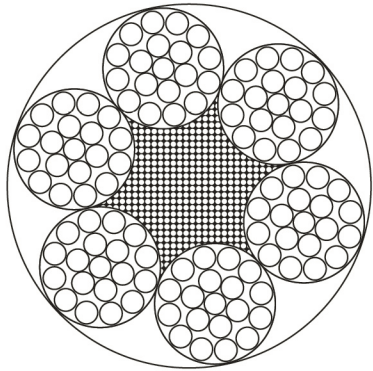
BRONZE CASTING
RYE0275



ITEMNO.	SIZE
26B	5/8"
26B	3/4"
26B	7/8"
26B	1"


STEEL WIRE ROPE

6x19+FC
RYE0210



STEEL WIRE ROPE

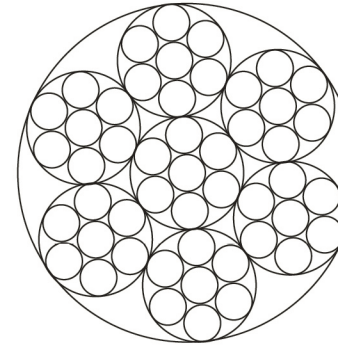
6x19+IWS
RYE0211



Nominal Diameter (mm)	Approximate Weight (kg/100m)		(N/mm ²) Nominal T/S									
			1470		1570		1670		1770		1870	
			(KN)Min B/L									
	FC	IWS	FC	IWS	FC	IWS	FC	IWS	FC	IWS	FC	IWS
2	1.38	1.52	1.81	1.95	1.93	2.08	20.5	2.22	2.17	2.35	2.30	2.48
3	3.11	3.43	4.06	4.39	4.33	4.69	4.61	4.98	4.89	5.28	5.16	5.58
4	5.54	6.10	7.22	7.80	7.71	8.33	8.20	8.87	8.69	9.40	9.18	9.93
5	8.65	9.52	11.20	12.20	12.00	13.00	12.80	13.80	13.50	14.60	14.30	15.50
6	12.50	13.70	16.20	17.50	17.30	18.70	18.40	19.90	19.50	21.10	20.60	22.30
7	17.00	18.70	22.10	23.90	23.60	25.50	25.10	27.10	26.60	28.70	28.10	34.40
8	22.10	24.40	28.80	31.20	30.80	33.30	32.80	35.40	34.70	37.60	36.70	39.70
10	34.60	38.10	45.10	48.80	48.10	52.10	51.20	55.40	54.30	58.70	57.40	62.00
12	49.80	54.90	64.90	70.20	69.40	75.00	73.80	79.80	78.20	84.60	82.60	89.40
14	67.80	74.70	88.40	95.60	94.40	102.0	100.0	108.0	106.0	115.0	112.0	121.0
16	88.60	97.50	115.0	124.0	123.0	133.0	131.0	141.0	139.0	150.0	146.0	158.0
18	112.0	123.0	146.0	158.0	156.0	168.0	166.0	179.0	176.0	190.0	186.0	201.0
20	138.0	152.0	180.0	195.0	192.0	208.0	205.0	221.0	217.0	235.0	229.0	248.0
22	167.0	184.0	218.0	236.0	233.0	252.0	248.0	268.0	263.0	284.0	277.0	300.0
24	199.0	219.0	259.0	281.0	277.0	300.0	295.0	319.0	312.0	338.0	330.0	357.0
26	234.0	258.0	305.0	329.0	325.0	352.0	346.0	374.0	367.0	397.0	388.0	419.0
28	271.0	299.0	353.0	382.0	377.0	408.0	401.0	434.0	426.0	460.0	450.0	486.0
30	311.0	343.0	406.0	439.0	433.0	469.0	461.0	498.0	489.0	528.0	516.0	558.0
32	354.0	390.0	462.0	499.0	493.0	533.0	524.0	567.0	556.0	601.0	587.0	635.0
34	400.0	440.0	521.0	564.0	557.0	602.0	592.0	640.0	628.0	679.0	663.0	717.0
36	448.0	494.0	584.0	632.0	624.0	675.0	664.0	718.0	704.0	761.0	744.0	804.0
38	500.0	550.0	651.0	704.0	695.0	752.0	740.0	792.0	784.0	848.0	828.0	896.0
40	554.0	610.0	722.0	780.0	771.0	833.0	820.0	880.0	869.0	940.0	918.0	993.0
42	610.0	672.0	796.0	860.0	850.0	919.0	904.0	987.0	958.0	1030.0	1010.0	1090.0
44	670.0	738.0	873.0	944.0	933.0	1000.0	992.0	1078.0	1050.0	1130.0	1110.0	1200.0
46	732.0	806.0	954.0	1030.0	1010.0	1100.0	1080.0	1170.0	1140.0	1240.0	1210.0	1310.0
48	797.0	878.0	1040.0	1124.0	1110.0	1201.0	1181.0	1277.0	1252.0	1354.0	1322.0	1430.0
50	865.0	952.0	1128.0	1220.0	1205.0	1303.0	1281.0	1386.0	1358.0	1469.0	1435.0	1552.0
52	935.0	1030.0	1220.0	1320.0	1303.0	1409.0	1386.0	1499.0	1469.0	1589.0	1552.0	1678.0
54	1009.0	1111.0	1316.0	1423.0	1405.0	1520.0	1495.0	1616.0	1584.0	1713.0	1672.0	1810.0
56	1085.0	1195.0	1415.0	1530.0	1511.0	1634.0	1607.0	1738.0	1704.0	1842.0	1800.0	1946.0
58	1164.0	1281.0	1518.0	1641.0	1621.0	1753.0	1724.0	1865.0	1828.0	1976.0	1931.0	2088.0
60	1245.0	1371.0	1624.0	1756.0	1735.0	1876.0	1845.0	1996.0	1956.0	2115.0	2066.0	2235.0

STEEL WIRE ROPE

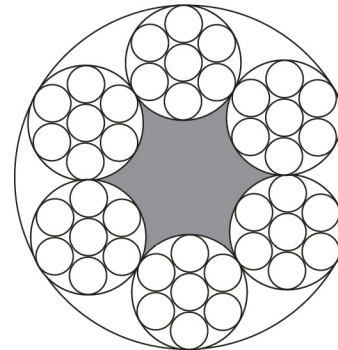
7X7
RYE0215



Nominal Diameter	Nominal T/S	(Min.b/1)	Approximate Weight
mm	N/mm	KN	kg/100M
2	1770	2.54	1.55
3	1770	5.71	3.48
4	1770	10.10	6.19
5	1770	15.08	9.68
6	1770	22.08	13.9
7	1770	31.10	19.00
8	1770	40.60	24.80
9	1770	51.40	31.30
10	1770	63.50	38.70
11	1770	76.80	46.80
12	1770	91.5	55.70

STEEL WIRE ROPE

6X7+FC
RYE0216

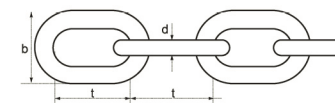


Nominal Diameter	Nominal T/S	(Min.b/1)	Approximate Weight
mm	N/mm	KN	kg/100M
2	1770	2.35	1.40
3	1770	5.28	3.16
4	1770	9.40	5.62
5	1770	14.60	8.77
6	1770	21.10	12.60
7	1770	28.70	17.20
8	1770	37.60	22.50
9	1770	47.50	28.40
10	1770	58.70	35.10
11	1770	71.10	42.50
12	1770	84.60	50.50

DIN763 LINK CHIN

STAINLESS STEEL AISI316
STAINLESS STEEL AISI304
ELECTRIC GALVANIZED

RYE0218



SIZE	INSIDE LENGHT	OUTSIDE WIDTH		WORKING LOAD	TEST LOAD	BREAKING LOAD	WEIGHT PER M		
		b	+MM						
d	t	MM	+MM	KG	N	N	KG		
2.0	0.5	22	1.0	8	0.4	25	800	1250	0.06
3.0		26	1.2	12	0.6	55	1050	3200	0.15
4.0		32	1.5	16	0.8	100	2500	6500	0.27
5.0		35	1.8	20	1.0	160	4000	10000	0.43
6		42	2.0	24	1.2	200	5000	12000	0.63
7		49	2.5	28	1.4	300	7500	19000	0.86
8		52	2.5	32	1.6	400	10000	25000	1.10
9		59	3.0	36	1.8	530	10500	32000	1.41
10	1	65	3.2	40	2.0	630	16000	40000	1.75
11		72	3.4	44	2.0	790	15800	47500	2.11
12		78	3.6	48	2.3	940	18000	56500	2.55
13		82	4.0	52	2.5	1000	15000	63000	2.95
16		100	5.0	64	3.2	1600	40000	100000	4.45
18		113	5.2	70	3.2	2120	42300	127000	5.65
19		119	5.6	72	3.4	2370	47300	142000	6.25
20		120	6.0	75	3.8	1500	50000	160000	7.00
22		127	6.0	82	4.0	3170	63300	190000	8.55
25		140	6.6	85	4.2	4090	81700	245000	10.90
28		152	7.0	96	4.7	6000	120000	300000	13.9
32		171	7.8	108	5.2	8000	160000	400000	18.2